

ON ACCESS & PO  
ESS & POWER IN  
INTEGRATION

— STREAMLINE DESIGN & DEPLOYMENT

 | Altronix

TRIVIVE™



Altronic


# TROVE

---

Easily combine Altronic power and accessories with access controllers from the industry's leading manufacturers - Reducing installation and labor costs!

---

- Trove streamlines access control design and deployment, increasing profits and ROI.
- Removable backplanes allow you to configure and test prior to on-site installation.
- Trove enclosures are available in different sizes and configurations to meet your project scope – including wall mount, rack mount and outdoor models.
- Pre-configured kits are available with power distribution, finger duct and wire assemblies.
- Combine both access and intrusion modules for various brands - all in one enclosure, for added value!
- Optional LINQ™ Networked Power Management Technology allows you remotely monitor, control and report power/diagnostics, streamlining service and maintenance operations by leveraging the network.
- Altronic products are TAA & NDAA compliant
- Our free online Trove System Design tool simplifies the design and product selection process: [www.altronic.com/system\\_design\\_tools/trove](http://www.altronic.com/system_design_tools/trove)





### **TROVE2**

---

- Knockouts accommodate up to 2.0" conduit
  - Accommodates four (4) 12VDC/12AH batteries
- Dimensions: 27.25" H x 21.75" W x 6.5" D


### **TROVE3**

---


- Knockouts accommodate up to 2.0" conduit
  - Accommodates four (4) 12VDC/12AH batteries
- Dimensions: 36.12" H x 30.12" W x 7.06" D

Altronix Model	Power Supply/Charger(s)	Description/Sub-Assemblies		System Capacity	Compatible AMAG Models	
<b>Trove2 Series - Accommodates Altronix Power &amp; Distribution with M2150 Controllers</b>						
TROVE2AM2	N/A	Enclosure + Backplane		8-Doors	M2150 2DBC, M2150 4DBC, M2150 8DBC, M2150 2DC, M2150 4DC, M2150 AC244	
TAM2	N/A	Backplane				
<b>Trove2 Series Pre-assembled Kits for AMAG M2150</b>						
<b>Fuse Protected Models</b>		<b>PTC Protected Models</b>				
T2AMK7F8	eFlow104NB	ACM8, VR6, PDS8	T2AMK7F8D	ACM8CB, VR6, PDS8CB	8-Doors	
<b>Trove2 Series - Accommodates Altronix Power &amp; Distribution with M4000 Controllers</b>						
TROVE2CV2	N/A	Mounting Magnets + Enclosure + Backplane		Up to 12-Doors	M4000	
TCV2	N/A	Mounting Magnets + Backplane				
<b>Trove2 Series Pre-assembled Kits for M4000</b>						
<b>Fuse Protected Models</b>		<b>PTC Protected Models</b>				
T2AGK3F8	eFlow6NB	ACM8, VR6, PDS8	T2AGK3F8D	ACM8CB, VR6, PDS8CB		8-Doors
T2AGK7F12	eFlow104NB	ACM8, ACM4, VR6, PDS8	T2AGK7F12D	ACM8CB ACM4CB, VR6, PDS8CB		12-Doors
T2AGK75F12	eFlow140NB & eFlow102NB	ACM8, ACM4, PD4UL	T2AGK75F12D	ACM8CB, ACM4CB, PD4UL	12-Doors	

220VAC units available upon request, add suffix "V" (T2AMK7F8V)




**T2AMK7F8**  
8-Door Access System with Power




**T2AGK7F12**  
12-Door Access System with Power

Altronix Model	Power Supply/Charger(s)	Description/Sub-Assemblies		System Capacity	Compatible AMAG Models
<b>Trove2 Series Pre-assembled Dual Voltage Kits for AMAG M2150</b>					M2150 2DBC, M2150 4DBC, M2150 8DBC, M2150 2DC, M2150 4DC, M2150 AC244
<i>Fuse Protected Models</i>		<i>PTC Protected Models</i>			
T2AMK7F8S	eFlow104NB	ACMS8, VR6, PDS8	T2AMK7F8SD	ACMS8CB, VR6, PDS8CB	
<b>Trove2 Series Pre-assembled Dual Voltage Kits for M4000</b>					
<i>Fuse Protected Models</i>		<i>PTC Protected Models</i>			
T2AGK7F8S	eFlow104NB	ACMS8, VR6, PDS8	T2AGK7F8SD	ACMS8CB, VR6, PDS8CB	8-Doors
T2AGK7F12S	eFlow104NB	ACMS8, ACM4, VR6, PDS8	T2AGK7F12SD	ACMS8CB, ACM4CB, VR6, PDS8CB	12-Doors

220VAC units available upon request, add suffix "V" (T2AMK7F8SDV)




**T2AMK7F8S**  
8-Door Access System with Power




**T2AGK7F8S**  
8-Door Access System with Power

Altronix Model	Power Supply/Charger(s)	Description/Sub-Assemblies		System Capacity	Compatible AMAG Models	
<b>Trove3 Series - Accommodates Altronix Power &amp; Distribution with M2150 or M4000 Controllers</b>						
TROVE3AM3	N/A	Enclosure + Backplane		16-Doors	M2150 2DBC, M2150 4DBC, M2150 8DBC, M2150 2DC, M2150 4DC, M2150 AC244, M4000	
TAM3	N/A	Backplane				
<b>Trove3 Series Pre-assembled Kits for AMAG M2150 &amp; M4000</b>						
<b>Fuse Protected Models</b>		<b>PTC Protected Models</b>		16-Doors		
T3AMK77F16S	eFlow104NB	2-ACMS8, 2-VR6, 2-PDS8	T3AMK77F16SD			2-ACMS8CB, 2-VR6, 2-PDS8CB
<b>Trove3 Series Managed Pre-assembled Kits for AMAG M2150 &amp; M4000</b>						
<b>Fuse Protected Models</b>		<b>PTC Protected Models</b>		16-Doors		
T3AMK77F16Q	2-eFlow104NB	2-LINQ8ACM, 2-VR6, 2-LINQ8PD	T3AMK77F16DQ			2-LINQ8ACMCB, 2-VR6, 2-LINQ8PDCB
<b>220VAC units available upon request, add suffix "V" (T3AMK77F16SV)</b>						




T3AMK77F16S - with M2150 Controllers  
16-Door Access System with Power




T3AMK77F16DQ - with M4000 Controllers  
16-Door Access System with Power

Front view →



← Rear view




# Altronix® TROVE™

Rack Mount Access and Power Integration

Altronix Model	Description		System Capacity	Compatible AMAG Models	
<i>AMAG M4000 Trove1R 24" Rack Series - Accommodates Altronix Power and Distribution with Controllers</i>					
TROVE1AG1R	2U Rack 19" Depth Enclosure + Backplane		8-Doors	M4000	
Altronix Model	Description	Altronix Model	Description	System Capacity	Compatible AMAG Models
<i>Trove 24" Rack Series Pre-assembled Kits</i>					
<i>Fuse Protected Models</i>		<i>PTC Protected Models</i>			M4000
T1RAG3F8	eFlow6NB, ACMS8, VR6	T1RAG3F8D	eFlow6NB, ACMS8CB, VR6	8-Doors	

**220VAC units available upon request, add suffix "V" (T1RAG3F8V)**



**T2RAG7F8**  
8-Door Rack Access System with Power




**Optional Accessory:**  
- RE2 - Rack Mount Battery Enclosure (2U)  
Accommodates up to four (4) 12VDC/7AH batteries




## Power Supply/Chargers for TROVE Series

Altronix Model	Altronix Model with Removable AC Terminal Block	Total Output Power	Number of Outputs	Built-in Battery Charger	Input	Dimensions (L x W x H)
<b>ULXB Series Power Supply/Chargers</b>						
AL400ULXB2	N/A	12VDC @ 4A or 24VDC @ 3A	1	SLA	115VAC	7.1" x 4.5" x 1.44"
AL600ULXB		12VDC or 24VDC @ 6A				7.1" x 4.5" x 2.6"
AL1012ULXB		12VDC @ 10A				7.5" x 4.5" x 2.25"
AL1024ULXB2		24VDC @ 10A				8.4" x 4.5" x 1.95"
AL400ULXB2V		12VDC @ 4A or 24VDC @ 3A			220VAC	7.1" x 4.5" x 1.44"
AL600ULXB220		12VDC or 24VDC @ 6A				7.1" x 4.5" x 2.6"
AL1012ULXB220		12VDC @ 10A				7.5" x 4.5" x 2.25"
AL1024ULXB2V		24VDC @ 10A				8.4" x 4.5" x 1.95"
<b>eFlow Series Power Supply/Chargers</b>						
eFlow4NB	eFlow4NTB	12VDC or 24VDC @ 4A	1 Main Output, 1Aux. Output (1A)	SLA	115VAC	7.5" x 4.6" x 1.75"
eFlow6NB	eFlow6NTB	12VDC or 24VDC @ 6A				7.5" x 4.6" x 1.75"
eFlow102NB	eFlow102NTB	12VDC @ 10A				7.5" x 4.6" x 1.75"
eFlow104NB	eFlow104NTB	24VDC @ 10A				8.25" x 4.56" x 1.75"
eFlow4NBV	eFlow4NTBV	12VDC or 24VDC @ 4A			220VAC	7.5" x 4.6" x 1.75"
eFlow6NBV	eFlow6NTBV	12VDC or 24VDC @ 6A				7.5" x 4.6" x 1.75"
eFlow102NBV	eFlow102NTBV	12VDC @ 10A				7.5" x 4.6" x 1.75"
eFlow104NBV	eFlow104NTBV	24VDC @ 10A				8.25" x 4.56" x 1.75"
<b>Tango PoE Driven Power Supply/Charger</b>						
Tango1B	N/A	12VDC up to 6.25A (75W) and 24VDC up to 3A (75W)	2	LiFePO4	90W 802.3bt PoE	7.625" x 4.125" x 1.25"



AL600ULXB



eFlow104NB

## PoE Power Sourcing Equipment

Altronix Model	Description
NetWay1BT	Single Port 802.3bt Converter/Injector - 115/230VAC Input, 90W Output
NetWay8BT	8-Port Managed 802.3bt Midspan Injector supplies 90W per port (480W total power)




NetWay1BT







NetWay8BT

Altronix Model	Description	Number of Outputs	Dimensions
ACM4 / ACM4CB	4-Output Access Power Controller	4	5.175" x 3.36" x 1.25"
ACM8 / ACM8CB	8-Output Access Power Controller	8	8" x 4.5" 1.25"
ACMS8 / ACMS8CB	Dual Input, 8-Output Access Power Controller	8	8" x 4.5" 1.25"
ACMS8K1 / ACMS8CBK1	Dual Input, 8-Output Access Power Controller and Voltage Regulator Kit	8	8" x 4.5" 2.125"
ACMS12 / ACMS12CB	Dual Input, 12-Output Access Power Controller	12	8" x 4.5" 1.25"
NETWAY5A	5-Port Switch Board Facilitates Network Drops (10/100)	5	5.625" x 3.5" x 1"
NETWAY5B	5-Port Switch Board Facilitates Network Drops (10/100/1,000)	5	5.625" x 3.5" x 1"
NETWAY5P	5-Port Hardened PoE+ Switch Board	5	5.6" x 3.6" x 0.75"
NETWAY5PQ	5-Port Hardened Managed PoE+ Switch Board	5	5.6" x 3.6" x 0.75"
PD4UL / PD4ULCB	4-Output Power Distribution Module	4	5.21" x 3.25" x 1"
PD8UL / PD8ULCB	8-Output Power Distribution Module	8	5.21" x 3.25" x 1"
PDS8 / PDS8CB	Dual Input, 8-Output Power Distribution Module	8	5.375" x 3" x 1"
PDS8K1 / PDS8CBK1	Dual Input, 8-Output Power Distribution Module and Voltage Regulator Kit	8	5.375" x 3" x 2"
PD16W / PD16WCB	16-Output Power Distribution Module	16	5.875" x 6" x 0.95"
PDS16 / PDS16CB	Dual Input, 16-Output Power Distribution Module	16	5.375" x 3" x 1"
MOM5	5-Output Power Distribution Module with Fire Alarm Interface	5	5.25" x 3.5" x 1"
LINQ8PD / LINQ8PDCB	Dual Input, 8-Output Network Power Distribution Module - Control, Monitor and report Power/Diagnostics	8	8" x 4.5" x 1.25"
LINQ8ACM / LINQ8ACMCB	Dual Input, 8-Output Network Power Access Power Controller - Control, Monitor and report Power/Diagnostics	8	8" x 4.5" 1.25"
LPD	Low Power Disconnect Module (12/24VDC input)	N/A	2" x 2.75" 1"
VR6	Stackable Voltage Regulator Converts a 24VDC input to 5VDC or 12VDC at 6A	1	5.375" x 3" x 1"
VR10	Stackable Voltage Regulator Converts a 24VDC input to 5VDC or 12VDC at 10A	1	5.375" x 3" x 1"



Stackable sub-assemblies save valuable enclosure space, allowing for more power distribution and access controllers.

## Optional Accessories for TROVE Series

Altronix Model	Description	
BL3	18" Battery Leads (black and red)	
BL4	8" Battery Series Jumper (yellow)	
BL6	68" Battery Leads (black and red)	
BR1	Add-on mounting bracket. Mount additional Altronix sub-assemblies to the enclosure's side wall.	
BT126	12VDC / 7AH Rechargeable Battery	
BT1212	12VDC / 12AH Rechargeable Battery	
BTL125	Rechargeable 12V Lithium Iron Phosphate (LiFePO4) Battery	
CLK1	Thumb Lock. Fits Trove1, Trove2 and Trove3 enclosures.	
DNP1	Altronix DIN Rail Adapter Plate accommodates the following sub-assemblies: ACM4(CB), ACM8(CB), ACM8(CB), ACMS8(CB), ACMS12(CB), LINQ8PD(CB), LINQ8ACM(CB), MOM5, NETWAY5A, NETWAY5B, NETWAY5P, NETWAY5PQ, PD4UL(CB), PD8UL(CB), PDS8(CB), PDS16(CB)	
GB1	Altronix Adapter Plate for Genetec Synergis Cloud Link (For Mercury and HID/Vertx)	
MM4	Mounting Magnets. 26 lbs. holding force. Pack of 4.	
MM8	Mounting Magnets. 26 lbs. holding force. Pack of 8.	
MM12	Mounting Magnets. 26 lbs. holding force. Pack of 12.	
MM24	Mounting Magnets. 26 lbs. holding force. Pack of 24.	
PSC1	Power Supply Protective Cover (Includes standoffs)	
RSB1	Rocker Switch with Bracket - Includes single Master Power ON/OFF Switches and Wires	
RSB2	Rocker Switches with Bracket - Includes two (2) Master Power ON/OFF Switches and Wires	
SPACER1	5/8" Nylon female/female spacers (standoffs) with 6/32 screws. Pack of 25.	
SPACER3	5/8" Aluminum female/female spacers (standoffs) with 6/32 screws. Pack of 25.	
SPACER4	5/8" Nylon male/female spacers (standoffs) with 6/32 screws. Pack of 25.	
SPACER5	5/8" Nylon snap-on spacers (standoffs) with 6/32 screws. Pack of 32.	
SPACER6	1" Aluminum female/female spacers (standoffs) with 6/32 screws. Pack of 4.	
SPACER7	5/8" Aluminum male/female spacers (standoffs) with 6/32 screws. Pack of 25.	
SPACER8	1" Nylon female/female spacers (standoffs) with 6/32 screws. Pack of 4.	
SPACER9	5/8" Aluminum spacers (standoffs) with 4/40 screws. Pack of 8.	
TROVE2BWC	Wire trough/Battery enclosure compliments Trove2 enclosures to accommodate up to four (4) 12VDC/18AH batteries, or conceal side wiring (horizontal mount)	
TROVE3BWC	Wire trough/Battery enclosure compliments Trove3 enclosures to accommodate up to four (4) 12VDC/18AH batteries, or conceal wiring (horizontal mount)	
TROVE3SWC	Wire trough/Battery enclosure compliments Trove3 enclosures to accommodate up to four (4) 12VDC/40AH batteries, or conceal side wiring (vertical mount)	
WM5	Magnetic cable tie mount. Accommodates standard zip ties. 16 lbs. holding force. Pack of 5.	
WM10	Magnetic cable tie mount. Accommodates standard zip ties. 16 lbs. holding force. Pack of 10.	
WM25	Magnetic cable tie mount. Accommodates standard zip ties. 16 lbs. holding force. Pack of 25.	
WM100	Magnetic cable tie mount. Accommodates standard zip ties. 16 lbs. holding force. Pack of 100.	

Rev. 0824

# ENERGY INTEGRATION INTEGRATION ACCESS ACCESS & POWER



140 58th Street | Brooklyn, NY 11220 | 718.567.8181 | [info@altronix.com](mailto:info@altronix.com)