

# ON ACCESS & POWER ESS & POWER IN INTEGRATION

— STREAMLINE DESIGN & DEPLOYMENT

 | Altronix

TRIVE™



Altronix  
**TROVE**

Easily combine Altronix power and accessories with access controllers from the industry's leading manufacturers - Reducing installation and labor costs!

- Trove streamlines access control design and deployment, increasing profits and ROI.
- Removable backplanes allow you to configure and test prior to on-site installation.
- Trove enclosures are available in different sizes and configurations to meet your project scope – including wall mount, rack mount and outdoor models.
- **Pre-configured kits are available with power distribution, finger duct and wire assemblies.**
- Combine both access and intrusion modules for various brands - all in one enclosure, for added value!
- Optional LINQ™ Networked Power Management Technology allows you remotely monitor, control and report power/diagnostics, streamlining service and maintenance operations by leveraging the network.
- Altronix products are TAA & NDAA compliant
- Our free online Trove System Design tool simplifies the design and product selection process: [www.altronix.com/system\\_design\\_tools/trove](http://www.altronix.com/system_design_tools/trove)





### **TROVE1**

---


- Knockouts accommodate up to 1.5" conduit
  - Accommodates two (2) 12VDC/7AH batteries
- Dimensions: 18" H x 14.5" W x 4.625" D

### **TROVE2**

---

- Knockouts accommodate up to 2.0" conduit
  - Accommodates four (4) 12VDC/12AH batteries
- Dimensions: 27.25" H x 21.75" W x 6.5" D


Altronix Model	Power Supply/Charger(s)	Description/Sub-Assemblies	System Capacity	Compatible KISI Models
<i>Trove 1 Series- Accommodates Altronix Power and Distribution with Controllers</i>				
TROVE1LU1	N/A	Enclosure + Backplane	8-Doors	Pro 1
TLU1	N/A	Backplane only		
<i>Trove 1 Series Pre-assembled Kits</i>				
T1KE34	AL600ULXB	ACM4	4-Doors	Pro 1
T1KE3F4	eFlow6NB			
T1KE34D	AL600ULXB	ACM4CB	4-Doors	
T1KE3F4D	eFlow6NB			
T1KE38	AL600ULXB	2-ACM4	8-Doors	
T1KE3F8	eFlow6NB			
T1KE38D	AL600ULXB	2-ACM4CB	8-Doors	
T1KE3F8D	eFlow6NB			
<i>220VAC units available upon request, add suffix "V" (T1KE3F4V)</i>				



**T1KE34**  
 4-Door Access System with Power


Altronix Model	Power Supply/Charger(s)	Description/Sub-Assemblies	System Capacity	Compatible KISI Models
<i>Trove 2 Series- Accommodates Altronix Power and Distribution with Controllers</i>				
TROVE2LU2	N/A	Enclosure + Backplane	16-Doors	Pro 1
TLU2	N/A	Backplane only		
<i>Trove 2 Series Pre-assembled Kits</i>				
T2KE3316	2-AL600ULXB	2-ACM8	16-Doors	Pro 1
T2KE33F16	2-eFlow6NB			
T2KE3316D	2-AL600ULXB	2-ACM8CB		
T2KE33F16D	2-eFlow6NB			
<i>220VAC units available upon request, add suffix "V" (T2KE3316V)</i>				

T2KE3316  
16-Door Access System with Power




## Power Supply/Chargers for TROVE Series

Altronix Model	Altronix Model with Removable AC Terminal Block	Total Output Power	Number of Outputs	Built-in Battery Charger	Input	Dimensions (L x W x H)
<b>ULXB Series Power Supply/Chargers</b>						
AL400ULXB2	N/A	12VDC @ 4A or 24VDC @ 3A	1	SLA	115VAC	7.1" x 4.5" x 1.44"
AL600ULXB		12VDC or 24VDC @ 6A				7.1" x 4.5" x 2.6"
AL1012ULXB		12VDC @ 10A				7.5" x 4.5" x 2.25"
AL1024ULXB2		24VDC @ 10A				8.4" x 4.5" x 1.95"
AL400ULXB2V		12VDC @ 4A or 24VDC @ 3A			220VAC	7.1" x 4.5" x 1.44"
AL600ULXB220		12VDC or 24VDC @ 6A				7.1" x 4.5" x 2.6"
AL1012ULXB220		12VDC @ 10A				7.5" x 4.5" x 2.25"
AL1024ULXB2V		24VDC @ 10A				8.4" x 4.5" x 1.95"
<b>eFlow Series Power Supply/Chargers</b>						
eFlow4NB	eFlow4NTB	12VDC or 24VDC @ 4A	1 Main Output, 1Aux. Output (1A)	SLA	115VAC	7.5" x 4.6" x 1.75"
eFlow6NB	eFlow6NTB	12VDC or 24VDC @ 6A				7.5" x 4.6" x 1.75"
eFlow102NB	eFlow102NTB	12VDC @ 10A				7.5" x 4.6" x 1.75"
eFlow104NB	eFlow104NTB	24VDC @ 10A				8.25" x 4.56" x 1.75"
eFlow4NBV	eFlow4NTBV	12VDC or 24VDC @ 4A			220VAC	7.5" x 4.6" x 1.75"
eFlow6NBV	eFlow6NTBV	12VDC or 24VDC @ 6A				7.5" x 4.6" x 1.75"
eFlow102NBV	eFlow102NTBV	12VDC @ 10A				7.5" x 4.6" x 1.75"
eFlow104NBV	eFlow104NTBV	24VDC @ 10A				8.25" x 4.56" x 1.75"
<b>Tango PoE Driven Power Supply/Charger</b>						
Tango1B	N/A	12VDC up to 6.25A (75W) and 24VDC up to 3A (75W)	2	LiFePO4	90W 802.3bt PoE	7.625" x 4.125" x 1.25"



AL600ULXB



eFlow104NB

## PoE Power Sourcing Equipment

Altronix Model	Description
NetWay1BT	Single Port 802.3bt Converter/Injector - 115/230VAC Input, 90W Output
NetWay8BT	8-Port Managed 802.3bt Midspan Injector supplies 90W per port (480W total power)




NetWay1BT





NetWay8BT

Altronix Model	Description	Number of Outputs	Dimensions
ACM4 / ACM4CB	4-Output Access Power Controller	4	5.175" x 3.36" x 1.25"
ACM8 / ACM8CB	8-Output Access Power Controller	8	8" x 4.5" 1.25"
ACMS8 / ACMS8CB	Dual Input, 8-Output Access Power Controller	8	8" x 4.5" 1.25"
ACMS8K1 / ACMS8CBK1	Dual Input, 8-Output Access Power Controller and Voltage Regulator Kit	8	8" x 4.5" 2.125"
ACMS12 / ACMS12CB	Dual Input, 12-Output Access Power Controller	12	8" x 4.5" 1.25"
LINQ8PD / LINQ8PDCB	Dual Input, 8-Output Network Power Distribution Module - Control, Monitor and report Power/Diagnostics	8	5.5" x 3.625" x 1.25"
LINQ8ACM / LINQ8ACMCB	Dual Input, 8-Output Network Power Access Power Controller - Control, Monitor and report Power/Diagnostics	8	8" x 4.5" x 1.25"
LPD	Low Power Disconnect Module (12/24VDC input)	N/A	2" x 2.75" 1"
MOM5	5-Output Power Distribution Module with Fire Alarm Interface	5	5.25" x 3.5" x 1"
NETWAY5A	5-Port Switch Board Facilitates Network Drops (10/100)	5	5.625" x 3.5" x 1"
NETWAY5B	5-Port Switch Board Facilitates Network Drops (10/100/1,000)	5	5.625" x 3.5" x 1"
NETWAY5P	5-Port Hardened PoE+ Switch Board	5	5.6" x 3.6" x 0.75"
NETWAY5PQ	5-Port Hardened Managed PoE+ Switch Board	5	5.6" x 3.6" x 0.75"
PD4UL / PD4ULCB	4-Output Power Distribution Module	4	5.21" x 3.25" x 1"
PD8UL / PD8ULCB	8-Output Power Distribution Module	8	5.21" x 3.25" x 1"
PDS8 / PDS8CB	Dual Input, 8-Output Power Distribution Module	8	5.375" x 3" x 1"
PDS8K1 / PDS8CBK1	Dual Input, 8-Output Power Distribution Module and Voltage Regulator Kit	8	5.375" x 3" x 2"
PD16W / PD16WCB	16-Output Power Distribution Module	16	5.875" x 6" x 0.95"
PDS16 / PDS16CB	Dual Input, 16-Output Power Distribution Module	16	5.375" x 3" x 1"
VR6	Stackable Voltage Regulator Converts a 24VDC input to 5VDC or 12VDC at 6A	1	5.375" x 3" x 1"
VR10	Stackable Voltage Regulator Converts a 24VDC input to 5VDC or 12VDC at 10A	1	5.375" x 3" x 1"



Stackable sub-assemblies save valuable enclosure space, allowing for more power distribution and access controllers.

## Optional Accessories for TROVE Series

Altronix Model	Description	
<b>BL3</b>	18" Battery Leads (black and red)	
<b>BL4</b>	8" Battery Series Jumper (yellow)	
<b>BL6</b>	68" Battery Leads (black and red)	
<b>BR1</b>	Add-on mounting bracket. Mount additional Altronix sub-assemblies to the enclosure's side wall.	
<b>BT126</b>	12VDC / 7AH Rechargeable Battery	
<b>BT1212</b>	12VDC / 12AH Rechargeable Battery	
<b>BTL125</b>	Rechargeable 12V Lithium Iron Phosphate (LiFePO4) Battery	
<b>CLK1</b>	Thumb Lock. Fits Trove1, Trove2 and Trove3 enclosures.	
<b>DNP1</b>	Altronix DIN Rail Adapter Plate accommodates the following sub-assemblies: ACM4(CB), ACM8(CB), ACM8(CB), ACMS8(CB), ACMS12(CB), LINQ8PD(CB), LINQ8ACM(CB), MOM5, NETWAY5A, NETWAY5B, NETWAY5P, NETWAY5PQ, PD4UL(CB), PD8UL(CB), PDS8(CB), PDS16(CB)	
<b>GB1</b>	Altronix Adapter Plate for Genetec Synergis Cloud Link (For Mercury and HID/Vertx)	
<b>MM4</b>	Mounting Magnets. 26 lbs. holding force. Pack of 4.	
<b>MM8</b>	Mounting Magnets. 26 lbs. holding force. Pack of 8.	
<b>MM12</b>	Mounting Magnets. 26 lbs. holding force. Pack of 12.	
<b>MM24</b>	Mounting Magnets. 26 lbs. holding force. Pack of 24.	
<b>PSC1</b>	Power Supply Protective Cover (Includes standoffs)	
<b>RSB1</b>	Rocker Switch with Bracket - Includes single Master Power ON/OFF Switches and Wires	
<b>RSB2</b>	Rocker Switches with Bracket - Includes two (2) Master Power ON/OFF Switches and Wires	
<b>SPACER1</b>	5/8" Nylon female/female spacers (standoffs) with 6/32 screws. Pack of 25.	
<b>SPACER3</b>	5/8" Aluminum female/female spacers (standoffs) with 6/32 screws. Pack of 25.	
<b>SPACER4</b>	5/8" Nylon male/female spacers (standoffs) with 6/32 screws. Pack of 25.	
<b>SPACER5</b>	5/8" Nylon snap-on spacers (standoffs) with 6/32 screws. Pack of 32.	
<b>SPACER6</b>	1" Aluminum female/female spacers (standoffs) with 6/32 screws. Pack of 4.	
<b>SPACER7</b>	5/8" Aluminum male/female spacers (standoffs) with 6/32 screws. Pack of 25.	
<b>SPACER8</b>	1" Nylon female/female spacers (standoffs) with 6/32 screws. Pack of 4.	
<b>SPACER9</b>	5/8" Aluminum spacers (standoffs) with 4/40 screws. Pack of 8.	
<b>TROVE2BWC</b>	Wire trough/Battery enclosure compliments Trove2 enclosures to accommodate up to four (4) 12VDC/18AH batteries, or conceal side wiring (horizontal mount)	
<b>TROVE3BWC</b>	Wire trough/Battery enclosure compliments Trove3 enclosures to accommodate up to four (4) 12VDC/18AH batteries, or conceal wiring (horizontal mount)	
<b>TROVE3SWC</b>	Wire trough/Battery enclosure compliments Trove3 enclosures to accommodate up to four (4) 12VDC/40AH batteries, or conceal side wiring (vertical mount)	
<b>WM5</b>	Magnetic cable tie mount. Accommodates standard zip ties. 16 lbs. holding force. Pack of 5.	
<b>WM10</b>	Magnetic cable tie mount. Accommodates standard zip ties. 16 lbs. holding force. Pack of 10.	
<b>WM25</b>	Magnetic cable tie mount. Accommodates standard zip ties. 16 lbs. holding force. Pack of 25.	
<b>WM100</b>	Magnetic cable tie mount. Accommodates standard zip ties. 16 lbs. holding force. Pack of 100.	

BTL125

CLK1

DNP1

PSC1

RSB2

TROVE3SWC

WM5



Rev. 0824

# ER INTEGRATIO GRATION ACCE CESS & POWER



140 58th Street | Brooklyn, NY 11220 | 718.567.8181 | [info@altronix.com](mailto:info@altronix.com)