

ON ACCESS & PO
ESS & POWER IN
INTEGRATION

— STREAMLINE DESIGN & DEPLOYMENT

 | Altronix

TRIVE™

 Altronix

TROVE

Easily combine Altronix power and accessories with access controllers from the industry's leading manufacturers - Reducing installation and labor costs!

- Trove streamlines access control design and deployment, increasing profits and ROI.
- Removable backplanes allow you to configure and test prior to on-site installation.
- Trove enclosures are available in different sizes and configurations to meet your project scope, including wall mount, rack mount and outdoor models.
- **Pre-configured kits are available with power distribution, finger duct and wire assemblies.**
- Optional LINQ™ Networked Power Management Technology allows you remotely monitor, control and report power/diagnostics, streamlining service and maintenance operations by leveraging the network.
- Altronix products are TAA & NDAA compliant
- Our free online Trove System Design tool simplifies the design and product selection process: www.altronix.com/system_design_tools/trove
- Global headquarters – Brooklyn, NY, USA



TABLE OF CONTENTS:

ENCLOSURE OPTIONS	4	LENEL2 (NETBOX)	22
AMAG	5	OPENPATH	23
BOSCH	6	PAXTON	24
BRIVO	7	PRODATAKEY	25
CDVI	8	SALTO	26
DMP	9	SIELOX	27
HARTMANN	10	SOFTWARE HOUSE	28
HID/VERTX	11	SWIFTLANE	29
HONEYWELL	12	ZK-TECO USA	30
JOHNSON CONTROLS	13	DIN RAIL MOUNT	31
KANTECH	14	CREATE A CUSTOM LAYOUT	32
KERI SYSTEMS.....	15	TROVE RACK MOUNT	33-34
KEYSCAN	16	POWER SUPPLY/CHARGERS	35
MERCURY / LENEL2 PLATFORM	17-21	SUB-ASSEMBLIES/ACCESSORIES	36-37

All registered trademarks are property of their respective owners



More than just power.™

Backed by a Lifetime Warranty



TROVE1

- Knockouts accommodate up to 1.5" conduit
 - Accommodates two (2) 12VDC/7AH batteries
- Dimensions: 18" H x 14.5" W x 4.625" D

TROVE2

- Knockouts accommodate up to 2.0" conduit
 - Accommodates four (4) 12VDC/12AH batteries
- Dimensions: 27.25" H x 21.75" W x 6.5" D

TROVE3

- Knockouts accommodate up to 2.0" conduit
 - Accommodates four (4) 12VDC/12AH batteries
- Dimensions: 36.12" H x 30.12" W x 7.06" D

TM250

- Knockouts accommodate up to 1" conduit
 - Accommodates a single 12VDC/4AH battery
- Dimensions: 11" H x 10.5" W x 4.625" D



TM400

- Knockouts accommodate up to 1" conduit
 - Accommodates two (2) 12VDC/7AH batteries
- Dimensions: 15.5" H x 12" W x 4.5" D



TROVE OUTDOOR

- NEMA 4/4X, IP66-11 Rated Outdoor Enclosure
 - Lockable latches and integral flanges simplify mounting
- Dimensions: 17.53" H x 15.3" W x 6.67" D




TROVE RACK MOUNT


- Integrated Z bracket on rear facilitates wiring
 - 2U drawer on extendable rails
(rails extend to 36" for deeper racks)
- Dimensions: 3.375" H x 19" W x 24" D



Altronix Model	Description	System Capacity	Compatible AMAG Models
<i>Trove 2 Series</i>			
TROVE2AM2	Enclosure + Backplane	8-Doors	AMAG Symmetry: M2150-2DC, M2150-4DC, M2150-AC24/4, M2150-2DBC, M2150-4DBC, M2150-8DBC
TAM2	Backplane only (Supports M2150 series)		
TROVE2AG2	Enclosure + Backplane	12-Doors	AMAG Symmetry: M4000-DBB, M4000-DEC4, M4000-IOC20/16
TAG2	Backplane only (Supports M4000 series)		
<i>Trove 2 Series Pre-assembled Kits</i>			
T2AMK1L	AL1024ULXB2, ACMS8, VR6, PDS8	8-Doors	AMAG Symmetry: M2150-2DC, M2150-4DC, M2150-AC24/4, M2150-2DBC, M2150-4DBC, M2150-8DBC
T2AMK1LD	AL1024ULXB2, ACMS8CB, VR6, PDS8CB		
T2AGK1L	AL1024ULXB2, ACMS8, VR6, PDS8	8-Doors	AMAG Symmetry: M4000-DBB, M4000-DEC4, M4000-IOC20/16
T2AGK1LD	AL1024ULXB2, ACMS8CB, VR6, PDS8CB		
T2AGK2L	AL1024ULXB2, ACM4, ACMS8, VR6, PDS8	12-Doors	AMAG Symmetry: M4000-DBB, M4000-DEC4, M4000-IOC20/16
T2AGK2LD	AL1024ULXB2, ACM4CB, ACMS8CB, VR6, PDS8CB		
<i>Trove 3 Series</i>			
TROVE3AM3	Enclosure + Backplane	16-Doors	AMAG Symmetry: M2150-4DC, M2150-AC24/4, M2150-4DBC, M2150-8DBC, M4000-DBB, M4000-DEC4, M4000-IOC20/16
TAM3	Backplane only (Supports M2150 and M4000)		
<i>Trove 3 Series Pre-assembled Kits</i>			
T3AMK1L	2-AL1024ULXB2, 2-ACMS8, 20VR6, 2-PDS8	16-Doors	AMAG Symmetry: M2150-4DC, M2150-AC24/4, M2150-4DBC, M2150-8DBC, M4000-DBB, M4000-DEC4, M4000-IOC20/16
T3AMK1LD	2-AL1024ULXB2, 2-ACMS8CB, 2-VR6, 2-PDS8CB		




T2AMK1LD
8-Door Access System with Power



T2AGK2L
12-Door Access System with Power

Access and Power Integration

Altronix Model	Description	System Capacity	Compatible BOSCH Models
<i>Trove 2 Series</i>			
TROVE2BH2	Enclosure + Backplane	Accommodates Various Intrusion and Access Control Devices, (dependent on application)	D7412GV4, D9412GV4, B8512G, B9512G, B520, B901, B299, B600, D8128D, D8125/MUX, D8129, D125B, D129, D132A, D192G, D8130, B208, B308, B426, B450, ICP-SDI-9114
TBH2	Backplane only		
<i>Trove 2 Door Backplane</i>			
TBHD2	Door Backplane only	Accommodates Various Intrusion and Access Control Devices, (dependent on application)	D7412GV4, D9412GV4, B8512G, B9512G, B520, B901, B299, B600, D8128D, D8125/MUX, D8129, D125B, D129, D132A, D192G, D8130, B208, B308, B426, B450, ICP-SDI-9114




Trove2BH2 with TBHD2 Door Backplane
Access System with Intrusion Points

Altronix Model	Description	System Capacity	Compatible BRIVO Models
<i>Trove 1 Series</i>			
TROVE1BV1	Enclosure + Backplane	4-Doors	ACS6000-MBE, ACS6000-DB, ACS6100-DB, B-ACS6000-IO, B-ACS6100-IO
TBV1	Backplane only		
<i>Trove 1 Series Pre-assembled Kits</i>			
T1BV34S	AL600ULXB, VR6, ACM4	4-Doors	ACS6000-MBE, ACS6000-DB, ACS6100-DB, B-ACS6000-IO, B-ACS6100-IO
T1BV34SD	AL600ULXB, VR6, ACM4CB		
T1BVT4	Tango1B, ACMS8		
T1BVT4D	Tango1B, ACMS8CB		
<i>Trove 2 Series</i>			
TROVE2BV2	Enclosure + Backplane	8-Doors	ACS6000-MBE, ACS6000-DB, ACS6100-DB, B-ACS6000-IO, B-ACS6100-IO
TBV2	Backplane only		
<i>Trove 2 Series Pre-assembled Kits</i>			
T2BV78S	AL1024ULXB2, VR6, ACMS8, PDS8	8-Doors	ACS6000-MBE, ACS6000-DB, ACS6100-DB, B-ACS6000-IO, B-ACS6100-IO
T2BV78SD	AL1024ULXB2, VR6, ACMS8CB, PDS8CB		
T2BV778S	2-AL1024ULXB2, 2-VR6, ACMS8, PDS8		
T2BV778SD	2-AL1024ULXB2, 2-VR6, ACMS8CB, PDS8CB		
<i>Trove 3 Series</i>			
TROVE3BV3	Enclosure + Backplane	16-Doors	ACS6000-MBE, ACS6000-DB, ACS6100-DB, B-ACS6000-IO, B-ACS6100-IO
TBV3	Backplane only		
<i>Trove 3 Series Pre-assembled Kits</i>			
T3BV7716S	2-AL1024ULXB2, 2-ACMS8, 2-VR6, 2-PDS8, RBS2	16-Doors	ACS6000-MBE, ACS6000-DB, ACS6100-DB, B-ACS6000-IO, B-ACS6100-IO
T3BV7716SD	2-AL1024ULXB2, 2-ACMS8CB, 2-VR6, 2-PDS8CB, RBS2		




T1BVT4
4-Door PoE Driven Access System




T2BV78S
8-Door Access System with Power

Altronix Model	Description	System Capacity	Compatible CDVI Models
<i>Trove 1 Series</i>			
TROVE1C1	Enclosure + Backplane	8-Doors	A22NB, A22K1NB
TC1	Backplane only		
<i>Trove 1 Series Pre-assembled Kits</i>			
T1CVK34	AL600ULXB, ACM4	4-Doors	A22NB, A22K1NB
T1CVK34D	AL600ULXB, ACM4CB		
<i>Trove 2 Series</i>			
TROVE2CV2	Enclosure + Backplane	10-Doors	A22NB, A22K1NB
TCV2	Backplane only		
<i>Trove 2 Series Pre-assembled Kits</i>			
T2CVK3310	2-AL600ULXB, 2-MOM5	10-Doors	A22NB, A22K1NB
T2CVK3310D	2-AL600ULXB, 2-MOM5CB		
T2CVK710	AL1024ULXB2, ACM4, ACM8, PD8UL		
T2CVK710D	AL1024ULXB2, ACM4CB, ACM8CB, PD8ULCB		
<i>Trove 3 Series</i>			
TROVE3CV3	Enclosure + Backplane	20-Doors	A22NB, A22K1NB
TCV3	Backplane only		
<i>Trove 3 Series Pre-assembled Kits</i>			
T3CVK7720	2-AL1024ULXB2, ACM4, 2-ACM8, PD8UL, RSB2	20-Doors	A22NB, A22K1NB
T3CVK7720D	2-AL1024ULXB2, ACM4CB, 2-ACM8CB, PD8ULCB, RSB2		



T2CVK3310
10-Door Access System with Power

Altronix Model	Description	System Capacity	Compatible DMP Models
<i>Trove 1 Series</i>			
TROVE1DM1	Enclosure + Backplane	8-Doors	734 / 734N
TDM1	Backplane only		
<i>Trove 1 Series Pre-assembled Kits</i>			
T1DMK34	AL600ULXB, VR6, PDS8	4-Doors	734 / 734N
T1DMK34D	AL600ULXB, VR6, PDS8CB	4-Doors	734 / 734N
<i>Trove 2 Series</i>			
TROVE2DM2	Enclosure + Backplane	16-Doors	734 / 734N
TDM2	Backplane only		
<i>Trove 2 Door Backplane</i>			
TDMD2	Door Backplane only	48-Zones	XR-150, XR-550, 714-8PCB, 714-16PCB
<i>Trove 2 Series Pre-assembled Kits</i>			
T2DMK78	AL1024ULXB2, ACM8, VR6, PDS8	8-Doors	734 / 734N
T2DMK78D	AL1024ULXB2, ACM8CB, VR6, PDS8CB		

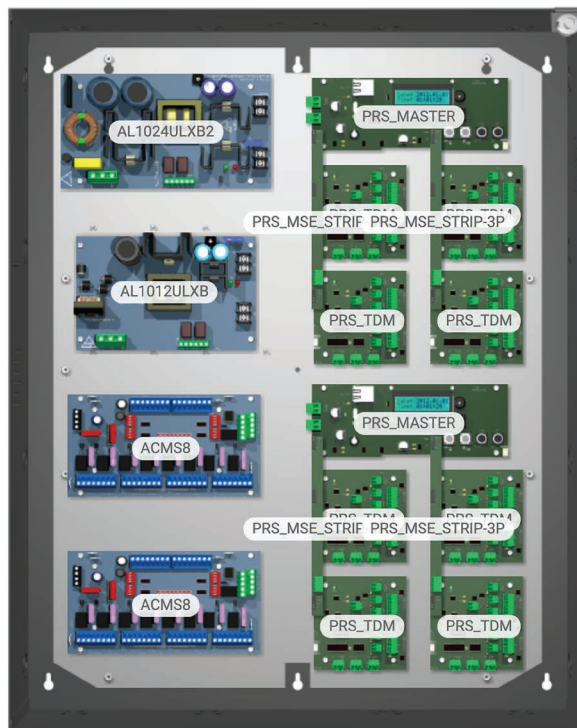


T2DMK78
8-Door Access System with Power



T1DMK34
4-Door Access System with Power

Altronix Model	Description	System Capacity	Compatible HARTMANN CONTROLS Models
<i>Trove 1 Series</i>			
TROVE1HC1	Enclosure + Backplane	8-Doors	PRS-MASTER with PRS-TDM or PRS-MASTER with PRS-I08
THC1	Backplane only		
<i>Trove 1 Series Pre-assembled Kits</i>			
T1HCK3	AL600ULXB	8-Doors	PRS-MASTER with PRS-TDM or PRS-MASTER with PRS-I08
T1HCK34	AL600ULXB, ACM4		
T1HCK34D	AL600ULXB, ACM4CB		
<i>Trove 2 Series</i>			
TROVE2HC2	Enclosure + Backplane	16-Doors	PRS-MASTER with PRS-TDM or PRS-MASTER with PRS-I08
THC2	Backplane only		
<i>Trove 2 Series Pre-assembled Kits</i>			
T2HCK78	AL1024ULXB2, ACMS8, VR6, PDS8	8-Doors	PRS-MASTER with PRS-TDM or PRS-MASTER with PRS-I08
T2HCK78	AL1024ULXB2, ACMS8CB, VR6, PDS8CB		
T2HCK5	AL1024ULXB2	16-Doors	
T2HCK75	AL1012ULXB, AL1024ULXB2		
T2HCK7516	AL1012ULXB, AL1024ULXB2, 2-ACMS8		
T2HCK7516D	AL1012ULXB, AL1024ULXB2, 2-ACMS8CB		



T2HCK7516
16-Door Access System with Power

Altronix Model	Description	System Capacity	Compatible HID/VERTX Models*
<i>Trove 1 Series</i>			
TROVE1V1	Enclosure + Backplane	8-Doors	Aero X100, X200, X300, X1100, V100, V200, V300, V1000 or V2000
TV1	Backplane only		
<i>Trove 1 Series Pre-assembled Kits</i>			
T1VK34	AL600ULXB, VR6, PDS8	4-Doors	Aero X100, X200, X300, X1100, V100, V200, V300, V1000 or V2000
T1VK34D	AL600ULXB, VR6, PDS8CB		
<i>Trove 2 Series</i>			
TROVE2V2	Enclosure + Backplane	12-Doors	Aero X100, X200, X300, X1100, V100, V200, V300, V1000 or V2000
TV2	Backplane only		
<i>Trove 2 Series Pre-assembled Kits</i>			
T2VK78	AL1024ULXB2, ACM8, VR6, PDS8	8-Doors	Aero X100, X200, X300, X1100, V100, V200, V300, V1000 or V2000
T2VK78D	AL1024ULXB2, ACM8CB, VR6, PDS8CB		
<i>Trove 3 Series</i>			
TROVE3V3	Enclosure + Backplane	30-Doors	Aero X100, X200, X300, X1100, V100, V200, V300, V1000 or V2000
TV3	Backplane only		
<i>Trove 3 Series Pre-assembled Kits</i>			
T3VK7520	AL1012ULXB, AL1024ULXB2, 2-ACM8, ACM4, PD8UL, RSB2	20-Doors	Aero X100, X200, X300, X1100, V100, V200, V300, V1000 or V2000
T3VK7520D	AL1012ULXB, AL1024ULXB2, 2-ACM8CB, ACM4CB, PD8ULCB, RSB2		
<i>Trove 2 and Trove 3 Door Backplane</i>			
TMV2	Door Backplane only	12-Doors	Aero X100, X200, X300, X1100, V100, V200, V300, V1000 or V2000




T1VK34
4-Door Access System with Power

T3VK7520
20-Door Access System with Power


* Also compatible with these Authentic HID Partners: Avigilon, cbord, Genetec, IMRON, Open Options, PCSC



Altronix Model	Description	System Capacity	Compatible HONEYWELL Models
<i>Trove 2 Series</i>			
TROVE2HW2	Enclosure + Backplane	10-Doors	ProWatch & Win-Pak: PRO32IC, PRO32E1PS, PRO32R2, PRO32IN, PRO32OUT, PW6K2E2PS, PW6K1IC, PW6K1IN, PW6K1OUT, PW6K1R2, PW6K1ICE, PW6K1R1E
THW2	Backplane only		
TROVE2HN2	Enclosure + Backplane	8-Doors	NetAXS: NXC1, NXC1 with NXD1, NXC1 with NXD2, NX4, NX4IN, NX4OUT
THN2	Backplane only		
<i>Trove 2 Series Pre-assembled Kits</i>			
T2HWK78	AL1024ULXB2, ACM8, VR6, PDS8	8-Doors	ProWatch & Win-Pak: PRO32IC, PRO32E1PS, PRO32R2, PRO32IN, PRO32OUT, PW6K2E2PS, PW6K1IC, PW6K1IN, PW6K1OUT, PW6K1R2, PW6K1ICE, PW6K1R1E
T2HWK78D	AL1024ULXB2, ACM8CB, VR6, PDS8CB		
T2HNK78	AL1024ULXB2, ACM8, VR6, PDS8	8-Doors	NetAXS: NXC1, NXC1 with NXD1, NXC1 with NXD2, NX4, NX4IN, NX4OUT
T2HNK78D	AL1024ULXB2, ACM8CB, VR6, PDS8CB		
<i>Trove 3 Series</i>			
TROVE3HW3	Enclosure + Backplane	16-Doors	ProWatch & Win-Pak: PRO32IC, PRO32E1PS, PRO32R2, PRO32IN, PRO32OUT, PW6K2E2PS, PW6K1IC, PW6K1IN, PW6K1OUT, PW6K1R2, PW6K1ICE, PW6K1R1E
THW3	Backplane only		
<i>Trove 3 Series Pre-assembled Kits</i>			
T3HWK7516	AL1012ULXB, AL1024ULXB2, 2-ACM8, PD8UL, RSB2	16-Doors	ProWatch & Win-Pak: PRO32IC, PRO32E1PS, PRO32R2, PRO32IN, PRO32OUT, PW6K2E2PS, PW6K1IC, PW6K1IN, PW6K1OUT, PW6K1R2, PW6K1ICE, PW6K1R1E
T3HWK7516D	AL1012ULXB, AL1024ULXB2, 2-ACM8CB, PD8ULCB, RSB2		
<i>Trove 2 and Trove 3 Door Backplane</i>			
THWD2	Door Backplane only	12-Doors	ProWatch & Win-Pak: PRO32IC, PRO32E1PS, PRO32R2, PRO32IN, PRO32OUT, PW6K2E2PS, PW6K1IC, PW6K1IN, PW6K1OUT, PW6K1R2, PW6K1ICE, PW6K1R1E




10-Door Access System with Power (ProWatch)



T2HNK78
8-Door Access System (NetAXS) with Power


HONEYWELL

Altronix Model	Description	System Capacity	Compatible JCI Models
<i>Trove 2 Series</i>			
TROVE2JC2	Enclosure + Backplane	8-Doors	MHUBX8, CK721-A, RDR-25A
JC2	Backplane only		
<i>Trove 3 Series</i>			
TROVE3JC3	Enclosure + Backplane	16-Doors	MHUBX8, CK721-A, RDR-25A
TJC3	Backplane only		




TROVE2JC2
8-Door Access System with Power

Altronix Model	Description	System Capacity	Compatible KANTECH Models
<i>Trove 2 Series</i>			
TROVE2KH2	Enclosure + Backplane	12-Doors	KT-1, KT-400, KT-MOD-INP16, KT-MOD-OUT16
TKH2	Backplane only		
<i>Trove 2 Series Pre-assembled Kits</i>			
T2KHK312	AL600ULXB, T1618300K, ACM8, ACM4	12-Doors	KT-1, KT-400, KT-MOD-INP16, KT-MOD-OUT16
T2KHK312D	AL600ULXB, T1618300K, ACM8CB, ACM4CB		



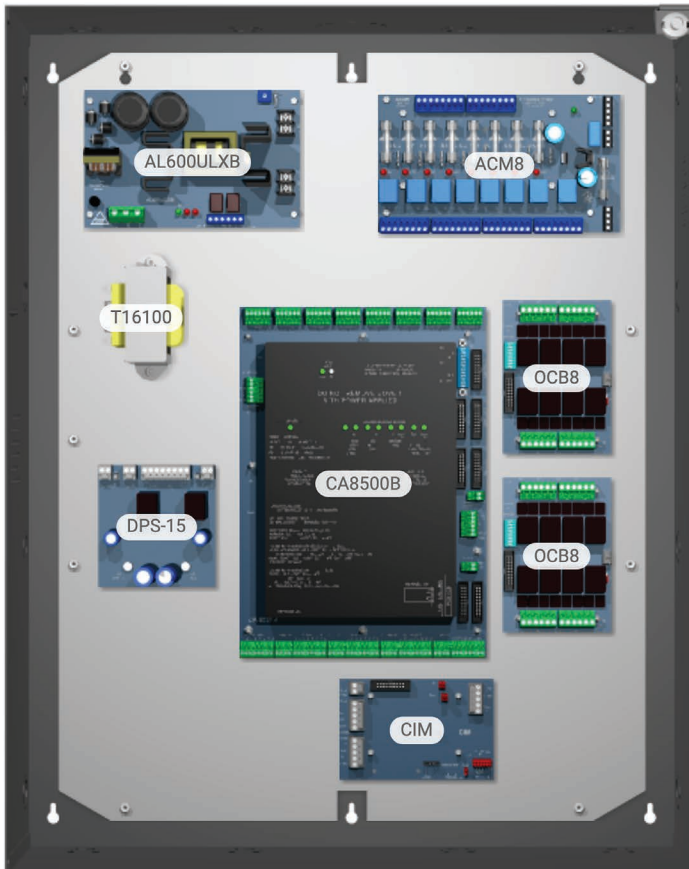
T2KHK312
12-Door Access System with Power

Altronix Model	Description	System Capacity	Compatible KERI SYSTEMS Models
<i>Trove 2 Series</i>			
TROVE2KS2	Enclosure + Backplane	12-Doors	NXT-2D-MSCNE, NXT-4D-MSCNE, NXT-4X4NE, NXTW1, NXTRM3
TKS2	Backplane only		
<i>Trove 2 Series Pre-assembled Kits</i>			
T2KSK38	AL600ULXB, ACMS8, PDS8, VR6	8-Doors	NXT-2D-MSCNE, NXT-4D-MSCNE, NXT-4X4NE, NXTW1, NXTRM3
T2KSK38D	AL600ULXB, ACMS8CB, PDS8CB, VR6		
T2KSK712	AL1024ULXB2, ACM4, ACMS8, PDS8, VR6	12-Door	
T2KSK712D	AL1024ULXB2, ACM4, ACMS8CB, PDS8CB, VR6		



T2KSK712
12-Door Access System with Power

Altronix Model	Description	System Capacity	Compatible KEYSCAN Models
<i>Trove 2 Series</i>			
TROVE2KA2	Enclosure + Backplane	8-Doors	250B, 4500B, 8500B, CIM, DPS15, OCB8 and NETCOM2P
TKA2	Backplane only		
<i>Trove 2 Series Pre-assembled Kits</i>			
T2KK38	AL600ULXB, ACM8, T16100	8-Doors	250B, 4500B, 8500B, CIM, DPS15, OCB8 and NETCOM2P
T2KK38D	AL600ULXB, ACM8CB, T16100		
<i>Trove 3 Series</i>			
TROVE3KA3	Enclosure + Backplane	16-Doors	250B, 4500B, 8500B, CIM, DPS15, OCB8 and NETCOM2P
TKA3	Backplane only		
<i>Trove 3 Series Pre-assembled Kits</i>			
T3KAK3316	2-AL600ULXB, 2- ACM8, PD4UL, T16175	16-Doors	250B, 4500B, 8500B, CIM, DPS15, OCB8 and NETCOM2P
T3KAK3316D	2-AL600ULXB, 2- ACM8CB, PD4ULCB, T16175		



T2KK38
8-Door Access System with Power


Altronix Model	Description	System Capacity	Compatible Models*
<i>Trove 1 Series</i>			
TROVE1M1	Enclosure + Backplane	8-Doors	MERCURY: EP(LP)1501, EP(LP)1502, EP(LP)2500, EP(LP)4502, MR16IN(-S3), MR16OUT(-S3), MR50(-S3), MR51e/MR62e, MR52(-S3) and (M5-)MUX8 LENEL·S2: LNL-1100(-S3), LNL-1200(-S3), LNL-1300(-S3), LNL-1300e, LNL-1320(-S3), LNL-(X)2210, LNL-(X)2220, LNL-(X)3300, LNL-(X)4420, LNL-8000
TM1	Backplane only		
<i>Trove 2 Series</i>			
TROVE2M2	Enclosure + Backplane	12-Doors	MERCURY: EP(LP)1501, EP(LP)1502, EP(LP)2500, EP(LP)4502, MR16IN(-S3), MR16OUT(-S3), MR50(-S3), MR51e/MR62e, MR52(-S3) and (M5-)MUX8 LENEL·S2: LNL-1100(-S3), LNL-1200(-S3), LNL-1300(-S3), LNL-1300e, LNL-1320(-S3), LNL-(X)2210, LNL-(X)2220, LNL-(X)3300, LNL-(X)4420, LNL-8000
TM2	Backplane only		
<i>Trove 3 Series</i>			
TROVE3M3	Enclosure + Backplane	24-Doors	MERCURY: EP(LP)1501, EP(LP)1502, EP(LP)2500, EP(LP)4502, MR16IN(-S3), MR16OUT(-S3), MR50(-S3), MR51e/MR62e, MR52(-S3) and (M5-)MUX8 LENEL·S2: LNL-1100(-S3), LNL-1200(-S3), LNL-1300(-S3), LNL-1300e, LNL-1320(-S3), LNL-(X)2210, LNL-(X)2220, LNL-(X)3300, LNL-(X)4420, LNL-8000
TM3	Backplane only		
<i>Trove 2 and Trove 3 Door Backplane only</i>			
TMV2	Door Backplane only	12-Doors	MERCURY: EP(LP)1501, EP(LP)1502, EP(LP)2500, EP(LP)4502, MR16IN(-S3), MR16OUT(-S3), MR50(-S3), MR51e/MR62e, MR52(-S3) and (M5-)MUX8 LENEL·S2: LNL-1100(-S3), LNL-1200(-S3), LNL-1300(-S3), LNL-1300e, LNL-1320(-S3), LNL-(X)2210, LNL-(X)2220, LNL-(X)3300, LNL-(X)4420, LNL-8000
<i>Compact Mercury/LenelS2 Enclosures</i>			
TM250	Enclosure	2-Doors	MERCURY: EP(LP)1501 or MR51e/MR62e LENEL·S2: LNL-1300e, LNL-(X)2210
TM400	Enclosure	3-Doors	MERCURY: EP(LP)1501, EP(LP)1502, EP(LP)4502, MR16IN(-S3), MR16OUT(-S3), MR50(-S3), MR51e/MR62e, MR52(-S3) LENEL·S2: LNL-1100(-S3), LNL1200(-S3), LNL-1300(-S3), LNL-1300e, LNL-1320(-S3), LNL-(X)2210, LNL-(X)2220, LNL-(X)4420



T1MK14S
4-Door Access System with Power

* Also compatible with these Authentic Mercury Partners:
 AccessNsite, Avigilon, BadgePass, BluBox, Feenics, Genetec, Identicard, IMRON, Johnson Controls, Kastle, Keri Systems, LockState, Maxxess, Midpoint Security, NLS, Open Options, Panasonic Video Insight, Quintron, RS2, Schneider Electric, Vanderbilt

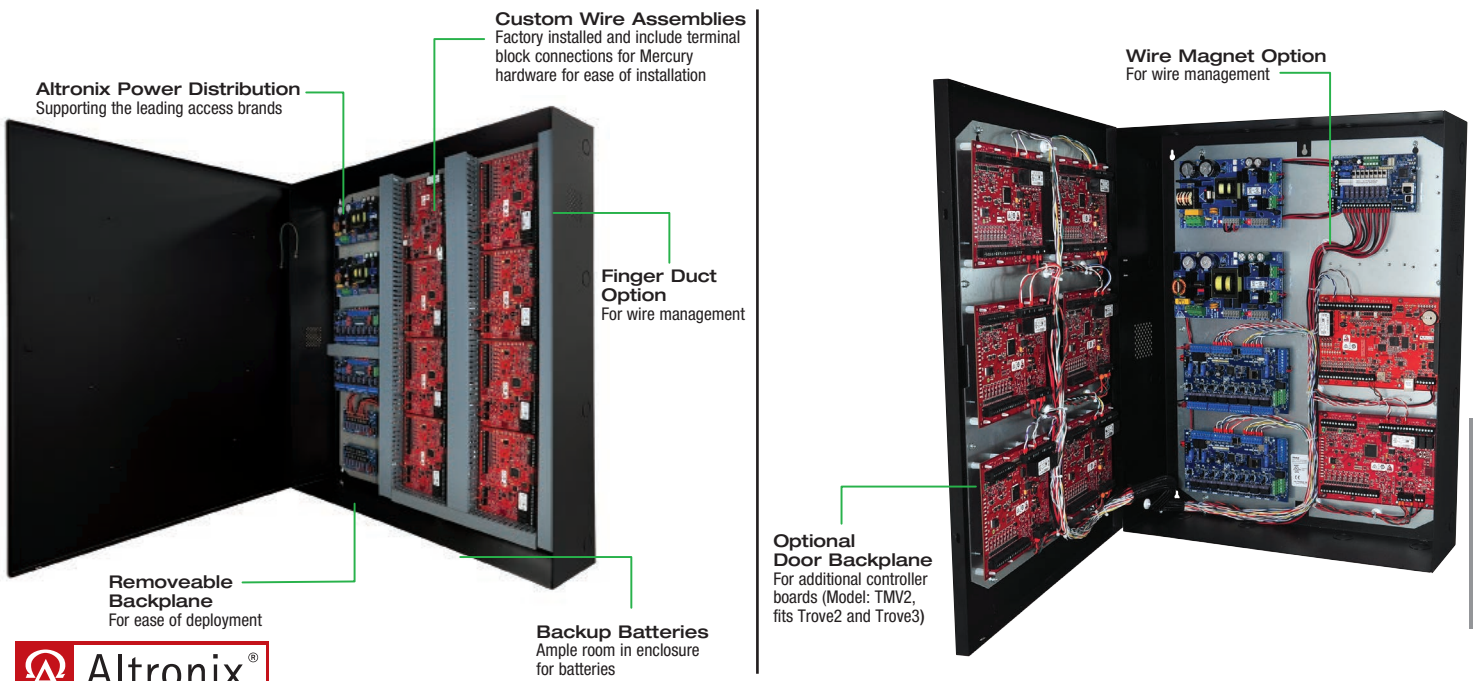
Altronix Model	Description	System Capacity	Compatible Models*	
Trove 1 Series Pre-assembled Kits				
<i>Fuse Protected Models</i>				
T1MK14	AL400ULXB2, ACM4, VR6	4-Doors	MERCURY: EP(LP)1501, EP(LP)1502, EP(LP)2500, EP(LP)4502, MR16IN(-S3), MR16OUT(-S3), MR50(-S3), MR51e/MR62e, MR52(-S3), (M5-)MUX8 LENEL-S2: LNL-1100(-S3), LNL-1200(-S3) LNL-1300(-S3), LNL-1300e, LNL-1320(-S3) LNL-(X)2210, LNL-(X)2220, LNL-(X)3300, LNL-(X)4420, LNL-8000	
T1MK14SD	AL400ULXB2, ACM4, VR6, PDS8			
<i>PTC Protected Models</i>				
T1MK14D	AL400ULXB2, ACM4CB, VR6	4-Doors		
T1MK14SD	AL400ULXB2, ACM4CB, VR6, PDS8CB			
Trove 2 Pre-assembled Kits				
<i>Fuse Protected Models</i>				
T2MK34	AL600ULXB, ACM4, VR6, PDS8	4-Doors		
T2MK38	AL600ULXB ACM8, VR6, PDS8	8-Doors		
T2MK78	AL1024ULXB2, ACM8, VR6, PDS8			
<i>PTC Protected Models</i>				
T2MK34D	AL600ULXB, ACM4CB, VR6, PDS8CB	4-Doors		
T2MK38D	AL600ULXB, ACM8CB, VR6, PDS8CB	8-Doors		
T2MK78D	AL1024ULXB2, ACM8CB, VR6, PDS8CB			
Trove 2 Series Pre-assembled Kits (Utilizing TMV2 Door Backplane)				
<i>Fuse Protected Models</i>				
T2MK7516	AL1012ULXB, AL1024ULXB2, 2 - ACM8, PD16W	16-Doors		
T2MK7716	2 - AL1024ULXB2, 2 - ACM8, VR6, PDS8			
<i>PTC Protected Models</i>				
T2MK7516D	AL1012ULXB, AL1024ULXB2, 2 - ACM8CB, PD16WCB	16-Doors		
T2MK7716D	2 - AL1024ULXB2, 2 - ACM8CB, VR6, PDS8CB			
Trove 3 Series Pre-assembled Kits				
<i>Fuse Protected Models</i>				
T3MK7516	AL1012ULXB, AL1024ULXB2, 2 - ACM8, PD8UL, RSB2	16-Doors		
T3MK7716	2 - AL1024ULXB2, 2 - ACM8, 2 - PD8UL, RSB2			
<i>PTC Protected Models</i>				
T3MK7516D	AL1012ULXB, AL1024ULXB2, 2 - ACM8CB, PD8ULCB, RSB2	16-Doors		
T3MK7716D	2 - AL1024ULXB2, 2 - ACM8CB, 2 - PD8ULCB, RSB2			



T2MK78
8-Door Access System with Power

Pre-configured Access and Power Integration Kits

Altronix Model	Description	System Capacity	Compatible MERCURY* Models	Compatible LenelS2 Models
Trove2 Series - Includes Power Distribution, Wire Assemblies for Controllers and Finger-duct for Wire Management				
<i>Fuse Protected Models</i>				
T2M7LXK1	Trove2M2 with AL1024ULXB2, ACMS8, VR6, PDS8, RSB1	8-Doors	1-EP(LP)1502 and 3-MR52(-S3)	1-LNL-(X)2220 and 3-LNL-1320(-S3)
T2M7LXK2			1-EP(LP)2500 and 3-MR52(-S3)	1-LNL-3300(-S3) and 3-LNL-1320(-S3)
T2M7LXK3			4-MR52(-S3)	4-LNL-1320(-S3)
<i>PTC Protected Models</i>				
T2M7LXK1D	Trove2M2 with AL1024ULXB2, ACMS8CB, VR6, PDS8CB, RSB1	8-Doors	1-EP(LP)1502 and 3-MR52(-S3)	1-LNL-(X)2220 and 3-LNL-1320(-S3)
T2M7LXK2D			1-EP(LP)2500 and 3-MR52(-S3)	1-LNL-3300(-S3) and 3-LNL-1320(-S3)
T2M7LXK3D			4-MR52(-S3)	4-LNL-1320(-S3)
Trove3 Series - Includes Power Distribution, Wire Assemblies for Controllers and Finger-duct for Wire Management				
<i>Fuse Protected Models</i>				
T3M77LXK1	Trove3M3 with 2-AL1024ULXB2, 2-ACMS8, 2-VR6, 2-PDS8, RSB2	16-Doors	1-EP(LP)1502 and 7-MR52(-S3)	1-LNL-(X)2220 and 7-LNL-1320(-S3)
T3M77LXK2			1-EP(LP)2500 and 7-MR52(-S3)	1-LNL-3300(-S3) and 7-LNL-1320(-S3)
T3M77LXK3			8-MR52(-S3)	8-LNL-1320(-S3)
<i>PTC Protected Models</i>				
T3M77LXK1D	Trove3M3 with 2-AL1024ULXB2, 2-ACMS8CB, 2-VR6, 2-PDSCB, RSB2	16-Doors	1-EP(LP)1502 and 7-MR52(-S3)	1-LNL-(X)2220 and 7-LNL-1320(-S3)
T3M77LXK2D			1-EP(LP)2500 and 7-MR52(-S3)	1-LNL-3300(-S3) and 7-LNL-1320(-S3)
T3M77LXK3D			8-MR52(-S3)	8-LNL-1320(-S3)



Controller boards sold separately

Pre-configured Access and Power Integration Kits


Altronix Model	Description	System Capacity	Compatible MERCURY* Models	Compatible LeneIS2 Models
Trove1 Series - Includes Power Distribution, Wire Assemblies for Controllers and Wire Magnets for Management				
<i>Fuse Protected Models</i>				
T1M1LCK1	Trove1M1 with AL400ULXB2, ACM4, VR6, PDS8, RSB1 (WM1 - Wire Magnets)	4-Doors	1-EP(LP)1502 and 1-MR52(-S3)	1-LNL-(X)2220 and 1-LNL-1320(-S3)
T1M1LCK1Q	Trove1M1 with AL400ULXB2, VR6, LINQ8PD, RSB1 (WM1 - Wire Magnets)			
<i>PTC Protected Models</i>				
T1M1LCK1D	Trove1M1 with AL400ULXB2, ACM4CB, VR6, PDS8CB, RSB1 (WM1 - Wire Magnets)	4-Doors	1-EP(LP)1502 and 1-MR52(-S3)	1-LNL-(X)2220 and 1-LNL-1320(-S3)
T1M1LCK1DQ	Trove1M1 with AL400ULXB2, VR6, LINQ8PDCB, RSB1 (WM1 - Wire Magnets)			
Trove2 Series - Includes Power Distribution, Wire Assemblies for Controllers and Wire Magnets for Management				
<i>Fuse Protected Models</i>				
T2M7LCK1	Trove2M2 with AL1024ULXB2, ACMS8, VR6, PDS8, RSB1 (WM1 - Wire Magnets)	8-Doors	1-EP(LP)1502 and 3-MR52(-S3)	1-LNL-(X)2220 and 3-LNL-1320(-S3)
T2M7LCK2			1-EP(LP)2500 and 3-MR52(-S3)	1-LNL-3300(-S3) and 3-LNL-1320(-S3)
T2M7LCK3			4-MR52(-S3)	4-LNL-1320(-S3)
<i>PTC Protected Models</i>				
T2M7LCK1D	Trove2M2 with AL1024ULXB2, ACMS8CB, VR6, PDS8CB, RSB1 (WM1 - Wire Magnets)	8-Doors	1-EP(LP)1502 and 3-MR52(-S3)	1-LNL-(X)2220 and 3-LNL-1320(-S3)
T2M7LCK2D			1-EP(LP)2500 and 3-MR52(-S3)	1-LNL-3300(-S3) and 3-LNL-1320(-S3)
T2M7LCK3D			4-MR52(-S3)	4-LNL-1320(-S3)
Trove3 Series - Includes Power Distribution, Wire Assemblies for Controllers and Wire Magnets for Management				
<i>Fuse Protected Models</i>				
T3M77LCK1	Trove3M3 with 2-AL1024ULXB2, 2-ACMS8, 2-VR6, 2-PDS8, RSB2 (WM1 - Wire Magnets)	16-Doors	1-EP(LP)1502 and 7-MR52(-S3)	1-LNL-(X)2220 and 7-LNL-1320(-S3)
T3M77LCK2			1-EP(LP)2500 and 7-MR52(-S3)	1-LNL-3300(-S3) and 7-LNL-1320(-S3)
T3M77LCK3			8-MR52(-S3)	8-LNL-1320(-S3)
<i>PTC Protected Models</i>				
T3M77LCK1D	Trove3M3 with 2-AL1024ULXB2, 2-ACMS8CB, 2-VR6, 2-PDSCB, RSB2 (WM1 - Wire Magnets)	16-Doors	1-EP(LP)1502 and 7-MR52(-S3)	1-LNL-(X)2220 and 7-LNL-1320(-S3)
T3M77LCK2D			1-EP(LP)2500 and 7-MR52(-S3)	1-LNL-3300(-S3) and 7-LNL-1320(-S3)
T3M77LCK3D			8-MR52(-S3)	8-LNL-1320(-S3)

* Also compatible with these Authentic Mercury Partners:

AccessNsite, Avigilon, BadgePass, BluBox, Feenics, Genetec, Identocard, IMRON, Johnson Controls, Kastle, Keri Systems, LockState, Maxxess, Midpoint Security, NLSS, Open Options, Panasonic Video Insight, Quintron, RS2, Schneider Electric, Vanderbilt

High-capacity Access and Power Integration

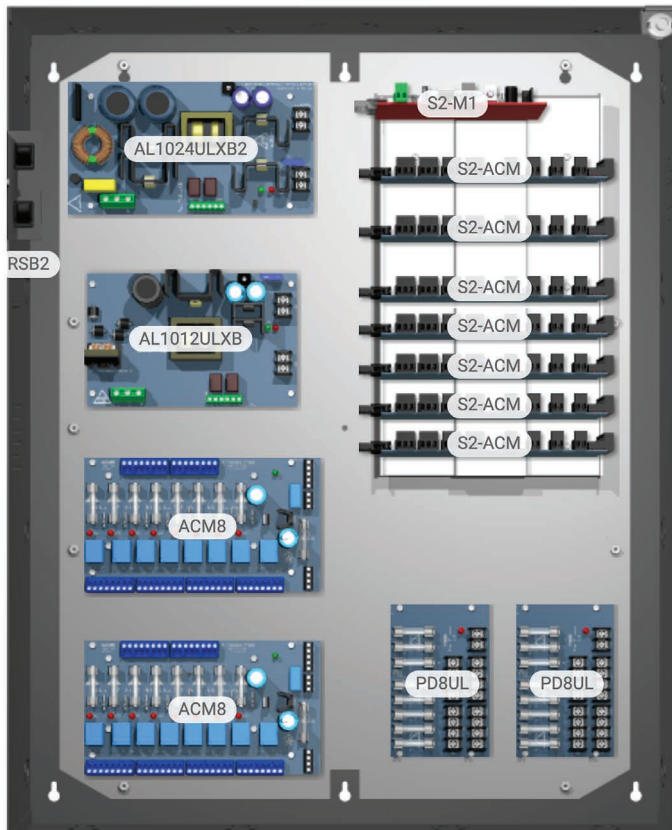
Altronix Model	Description	System Capacity	Compatible MERCURY Models	Compatible LenelS2 Models
<i>Trove3 Series with Angled Brackets</i>				
TROVE3MBK3	Enclosure + Backplane with 36-BR3M Angled Brackets	24-Doors <i>(with power)</i>	EP(LP)1502, EP(LP)2500, EP(LP)4502, MR16IN(-S3), MR16OUT(-S3), MR52(-S3) and (M5-)MUX8	LNL-1100(-S3), LNL1200(-S3), LNL-1320(-S3), LNL-(X)2220, LNL-(X)4420, LNL-8000
TMB3	Backplane only	36-Doors <i>(with controllers only)</i>		
<i>Optional Accessories for TROVE3MBK3</i>				
BR3M2PK	2-Pack of Angled Brackets for TROVE3MB3			
TROVE3BWC	Battery/wire enclosure accommodates up to 4-12VDC / 18aH batteries. Designed to mount above or below Trove3 enclosures.			
TROVE3SWC	Battery/wire enclosure accommodates up to 4-12VDC / 40aH batteries. Designed to mount on the side of Trove3 enclosures.			



Outdoor Access and Power Integration


Altronix Model	Description	System Capacity	Compatible MERCURY Models	Compatible LenelS2 Models
<i>Trove Outdoor Series - Weatherproof Enclosure for vehicle/pedestrian gate access</i>				
TROVE1M1WP	NEMA4/4X IP66 Outdoor Enclosure	4-Doors	(LP)1501, EP(LP)1502, EP(LP)4502, MR16IN(-S3), MR16OUT(-S3), MR50(-S3), MR62e, MR52(-S3), (M5-)MUX8	LNL-1100(-S3), LNL1200(-S3), LNL-1300(-S3), LNL-1300e, LNL-1320(-S3), LNL-(X)2210, LNL-(X)2220, LNL-(X)4420, LNL-8000

Altronix Model	Description	System Capacity	Compatible LenelS2 Models
<i>Trove 2 Series</i>			
TROVE2SS2	Enclosure + Backplane	14-Doors	NODE-V2, S2ACM, S2-INP, S2-OUTP (with S2INST installation kit)
TSS2	Backplane only		
<i>Trove 2 Series Pre-assembled Kits</i>			
T2SSK78	AL1024ULXB2, ACM8, VR6, PDS8, RSB1	8-Doors	NODE-V2, S2ACM, S2-INP, S2-OUTP (with S2INST installation kit)
T2SSK78D	AL1024ULXB2, ACM8CB, VR6, PDS8CB, RSB1	14-Doors	
T2SSK7514	AL1012ULXB, AL1024ULXB2, 2-ACM8, 2-PD8UL, RSB2		
T2SSK7514D	AL1012ULXB, AL1024ULXB2, 2-ACM8CB, 2-PD8ULCB, RSB2		
<i>Trove 3 Series</i>			
TROVE3SS2	Enclosure + Backplane	28-Doors	NODE-V2, S2ACM, S2-INP, S2-OUTP (with S2INST installation kit)
TSS3	Backplane only		
<i>Trove 3 Series Pre-assembled Kits</i>			
T3SSK7528	AL1012ULXB, AL1024ULXB2, 3-ACM8, 1-ACM4, 2-PD16W, RSB2	28-Doors	NODE-V2, S2ACM, S2-INP, S2-OUTP (with S2INST installation kit)
T3SSK7528D	AL1012ULXB, AL1024ULXB2, 3-ACM8CB, 1-ACM4CB, 2-PD16WCB, RSB2		

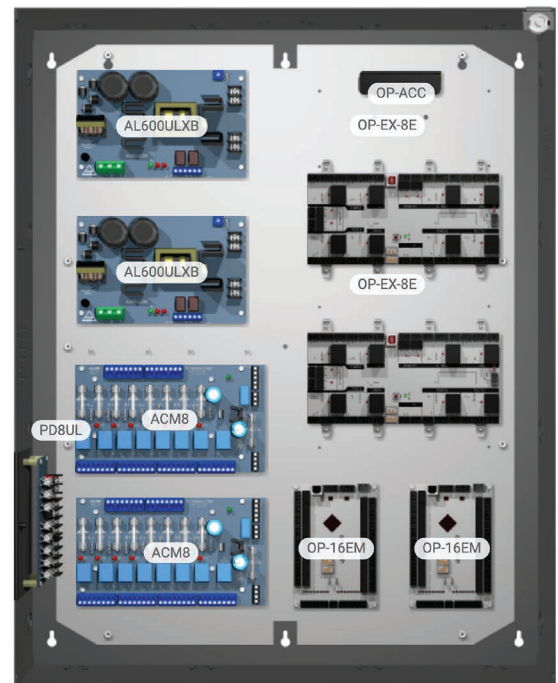


T2SSK7514
14-Door Access System with Power

Altronix Model	Description	System Capacity	Compatible OPEN PATH Models
<i>Trove 1 Series</i>			
TROVE1PH1	Enclosure + Backplane	8-Doors	OP-ACC, OP-EX-4E, OP-EX-8E, OP-16EM
TC1	Backplane only		
<i>Trove 1 Series Pre-assembled Kits</i>			
T1PHK1F4S	EFLOW4NB, ACM4, VR6, PDS8	4-Doors	OP-ACC, OP-EX-4E, OP-EX-8E, OP-16EM
T1PHK1F4SD	EFLOW4NB, ACM4CB, VR6, PDS8CB		
T1PHK3F8	EFLOW6NB, ACMS8	8-Doors	OP-ACC, OP-EX-4E, OP-EX-8E, OP-16EM
T1PHK3F8D	EFLOW6NB, ACMS8CB		
<i>Trove 2 Series</i>			
TROVE2PH2	Enclosure + Backplane	16-Doors	OP-ACC, OP-EX-4E, OP-EX-8E, OP-16EM
TC2	Backplane only		
<i>Trove 2 Series Pre-assembled Kits</i>			
T2PHK33F16	2-EFLOW6NB, 2-ACM8, PD8UL	16-Doors	OP-ACC, OP-EX-4E, OP-EX-8E, OP-16EM
T2PHK33F16D	2-EFLOW6NB, 2-ACM8CB, PD8ULCB		



T1PHK14S
4-Door Access System with Power



T2PHK3316
16-Door Access System with Power


OPENPATH

Altronix Model	Description	System Capacity	Compatible PAXTON Models
<i>Trove 2 Series</i>			
TROVE2PX2	Enclosure + Backplane	12-Doors	Net2 Plus Controller
TPX2	Backplane only		
<i>Trove 2 Series Pre-assembled Kits</i>			
T2PXK78	AL1024ULXB2, ACM8, VR6, PDS8	8-Doors	Net2 Plus Controller
T2PXK78D	AL1024ULXB2, ACM8CB, VR6, PDS8CB		



T2PXK78
8-Door Access System with Power

Altronix Model	Description	System Capacity	Compatible PRODATAKEY Models
<i>Trove 1 Series</i>			
TROVE1PD1	Enclosure + Backplane	24-Doors	PM-07-EIOE-E
TPD1	Backplane only		
<i>Trove 1 Series Pre-assembled Kits</i>			
T1PDK724	AL1024ULXB2	24-Doors	PM-07-EIOE-E




16-Door Access System with Power

Altronix Model	Description	System Capacity	Compatible SALTO Models
<i>Trove 1 Series</i>			
TROVE1SA1	Enclosure + Backplane	16-Doors	CU42E0, CU4EB8, CU4200
TSA1	Backplane only		
<i>Trove 1 Series Pre-assembled Kits</i>			
T1SAK14	AL400ULXB2, VR6, PDS8, ACM4	4-Doors	CU42E0, CU4EB8, CU4200
T1SAK14D	AL400ULXB2, VR6, PDS8CB, ACM4CB		
T1SAK34	AL600ULXB, VR6, PDS8, ACM4		
T1SAK34D	AL600ULXB, VR6, PDS8CB, ACM4CB		
<i>Trove 2 Series</i>			
TROVE2SA2	Enclosure + Backplane	36-Doors	CU42E0, CU4EB8, CU4200
TSA2	Backplane only		
<i>Trove 2 Series Pre-assembled Kits</i>			
T2SAK78	AL1024ULXB2, ACM8, VR6, PDS8	8-Doors	CU42E0, CU4EB8, CU4200
T2SAK78D	AL1024ULXB2, ACM8CB, VR6, PDS8CB		
T2SAK7512	AL1012ULXB, AL1024ULXB2, ACM8, ACM4, PDS8	12-Doors	
T2SAK7512D	AL1012ULXB, AL1024ULXB2, ACM8CB, ACM4CB, PDS8CB		


T1SAK34
4-Door Access System with Power



T2SAK7512
12-Door Access System with Power



Altronix Model	Description	System Capacity	Compatible SIELOX Models
<i>Trove 2 Series</i>			
TROVE2SL2	Enclosure + Backplane	32-Doors	AC-1700
TSL2	Backplane only		
<i>Trove 2 Series Pre-assembled Kits</i>			
T2SLK78	AL1024ULXB2, ACM8, VR6, PDS8	8-Doors	AC-1700
T2SLK78D	AL1024ULXB2, ACM8CB, VR6, PDS8CB		



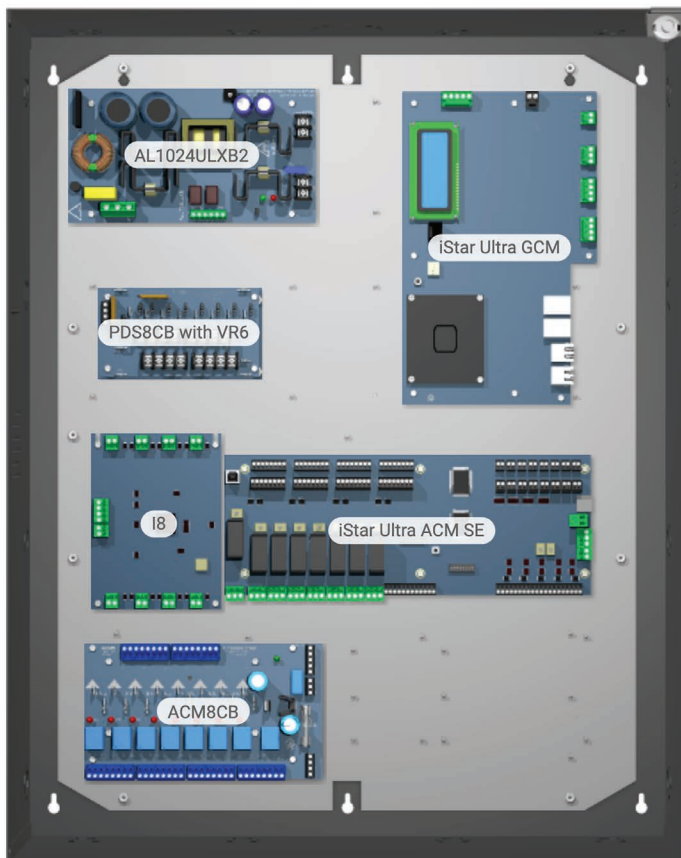
32-Door Access System

T2SLK78
8-Door Access System with Power



SIELOX

Altronix Model	Description	System Capacity	Compatible SOFTWARE HOUSE Models
<i>Trove 2 Series</i>			
TROVE2SH2	Enclosure + Backplane	16-Doors	iStar ACM SE, iStar Pro ACM, iStar Pro GCM, iStar Ultra GCM, iStar Ultra ACM, i8, r8, i8 CSI
TSH2	Backplane only		
<i>Trove 2 Series Pre-assembled Kits</i>			
T2SK78	AL1024ULXB2, ACM8, VR6, PDS8, RSB1	8-Doors	iStar ACM SE, iStar Pro ACM, iStar Pro GCM, iStar Ultra GCM, iStar Ultra ACM, i8, r8, i8 CSI
T2SK78D	AL1024ULXB2, ACM8CB, VR6, PDS8CB, RSB1		
<i>Trove 3 Series</i>			
TROVE3SH3	Enclosure + Backplane	16-Doors	iStar ACM SE, iStar Pro ACM, iStar Pro GCM, iStar Ultra GCM, iStar Ultra ACM, i8, r8, i8 CSI
TSH3	Backplane only		
<i>Trove 3 Series Pre-assembled Kits</i>			
T3SK758	AL1024ULXB2, AL1012ULXB, ACM8, PD8UL, RSB2	8-Doors	iStar ACM SE, iStar Pro ACM, iStar Pro GCM, iStar Ultra GCM, iStar Ultra ACM, i8, r8, i8 CSI
T3SK758D	AL1024ULXB2, AL1012ULXB, ACM8CB, PD8ULCB, RSB2		
T3SK7516	AL1024ULXB2, AL1012ULXB, 2-ACM8, PD8UL, RSB2	16-Doors	iStar ACM SE, iStar Pro ACM, iStar Pro GCM, iStar Ultra GCM, iStar Ultra ACM, i8, r8, i8 CSI
T3SK7516D	AL1024ULXB2, AL1012ULXB, 2-ACM8CB, PD8ULCB, RSB2		




T2SK78D
8-Door Access System with Power

Altronix Model	Description	System Capacity	Compatible Swiftlane Models
<i>Trove 1 Series</i>			
TROVE1SF1	Enclosure + TSF1 Backplane	4-Doors	DCU 5
<i>Trove 1 Series Pre-assembled Kits</i>			
T1SFK3	AL600ULXB	4-Doors	DCU 5
T1SFK34	AL600ULXB ACM4		
T1SFK34D	AL600ULXB, ACM4CB		
T1SFK38S	AL600ULXB, VR6, PDS8		
T1SFK38SD	AL600ULXB, VR6, PDS8CB		
<i>Trove 2 Series</i>			
TROVE2SF2	Enclosure + TSF2 Backplane	12-Doors	DCU 5
<i>Trove 2 Series Pre-assembled Kits</i>			
T2SFK74	AL1024ULXB2, PD4UL, NETWAY5B	12-Doors	DCU 5
T2SFK74D	AL1024ULXB2, PD4ULCB, NETWAY5B		
T2SFK712	AL1024ULXB2, VR6, PDS8, NETWAY5B, BR1		
T2SFK712D	AL1024ULXB2, VR6, PDS8CB, NETWAY5B, BR1		
T2SFK716S	AL1024ULXB2, VR6, PD4UL, ACMS8, NETWAY5B, BR1		
T2SFK716SD	AL1024ULXB2, VR6, PD4ULCB, ACMS8CB, NETWAY5B, BR1		




4-Door Access System with Power



T2SFK716S
12-Door Access System with Power

Altronix Model	Description	System Capacity	Compatible ZK-TECO USA Models
<i>Trove 2 Series</i>			
TROVE2Z2	Enclosure + Backplane	32-Doors	SMB/Pro Series C3 and In Bio 1, 2 and 4, and Atlas Series Door Controllers
TZ2	Backplane only		
<i>Trove 2 Series Pre-assembled Kits</i>			
T2ZK78	AL1024ULXB2, ACM8, VR6, PDS8	8-Doors	SMB/Pro Series C3 and In Bio 1, 2 and 4, and Atlas Series Door Controllers
T2ZK78D	AL1024ULXB2, ACM8CB, VR6, PDS8CB		
T2ZK716	AL1024ULXB2, 2-ACM8, VR6, PDS8	16-Doors	
T2ZK716D	AL1024ULXB2, 2-ACM8CB, VR6, PDS8CB		



32-Door Access System

T2ZK716
16-Door Access System with Power



Altronix Model	Description	System Capacity	Compatible with DIN RAIL to Accommodate Various Manufacturers
<i>Trove 1 Series</i>			
TROVE1DR1	Enclosure + Backplane	Dependent on Access Controllers	Supports Altronix Power and Accessories with up to 24" DIN Rail for mounting access hardware
TDR1	Backplane only		
<i>Trove 2 Series</i>			
TROVE2DR2	Enclosure + Backplane	Dependent on Access Controllers	Supports Altronix Power and Accessories with up to 24" DIN Rail for mounting access hardware
TDR2	Backplane only		
<i>DIN Rail for Mounting</i>			
D10	10" DIN rail		
D12	12" DIN rail		
D19	19" DIN rail		
D24	24" DIN rail		



TROVE2DR2
 Access/Security System with Power

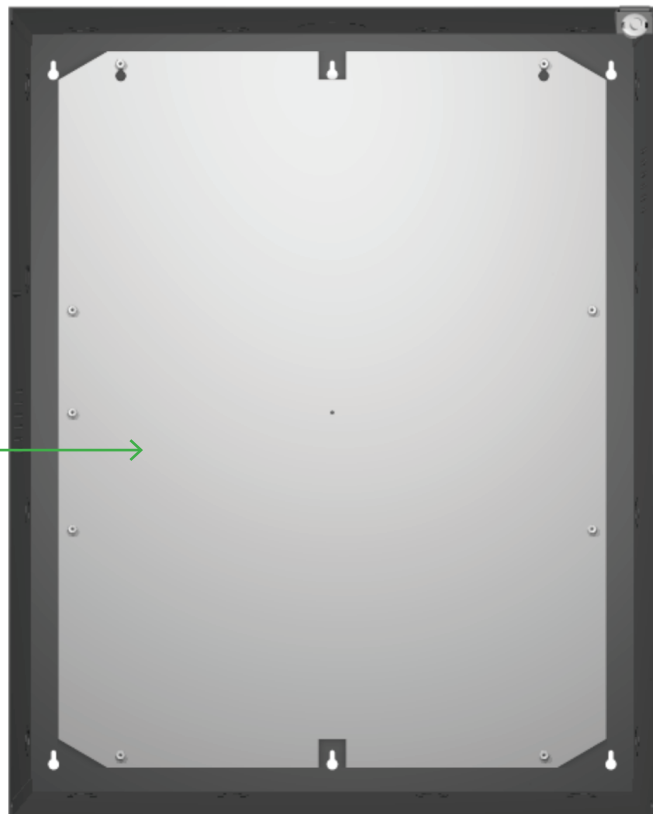


TROVE1DR1
 Access/Security System with Power

DIN RAIL

Altronix Model	Description	System Capacity	Compatible with Various Manufacturers
<i>Trove 2 Series</i>			
TROVE2BL2	Enclosure + Backplane	Dependent on Access Controllers	Create a custom layout by drilling or utilizing our mounting magnets
TBL2	Backplane only		
<i>Trove 3 Series</i>			
TROVE3BL3	Enclosure + Backplane	Dependent on Access Controllers	Create a custom layout by drilling or utilizing our mounting magnets
TBL3	Backplane only		

These models allow you the option of drilling your own mounting holes or utilizing Altronix Mounting Magnets to accommodate the access controller boards, power supplies and accessories to customize your own access system.



**MM4 (4-pack), MM8 (8-pack), MM12 (12-pack), MM24 (24-pack)
Magnetic Mounting Solutions**

Altronix mounting magnets accommodate screws and nylon standoffs to allow for mounting various boards/ accessories in any metal enclosure or backplane.

CUSTOMIZE

Altronix® TROVE™

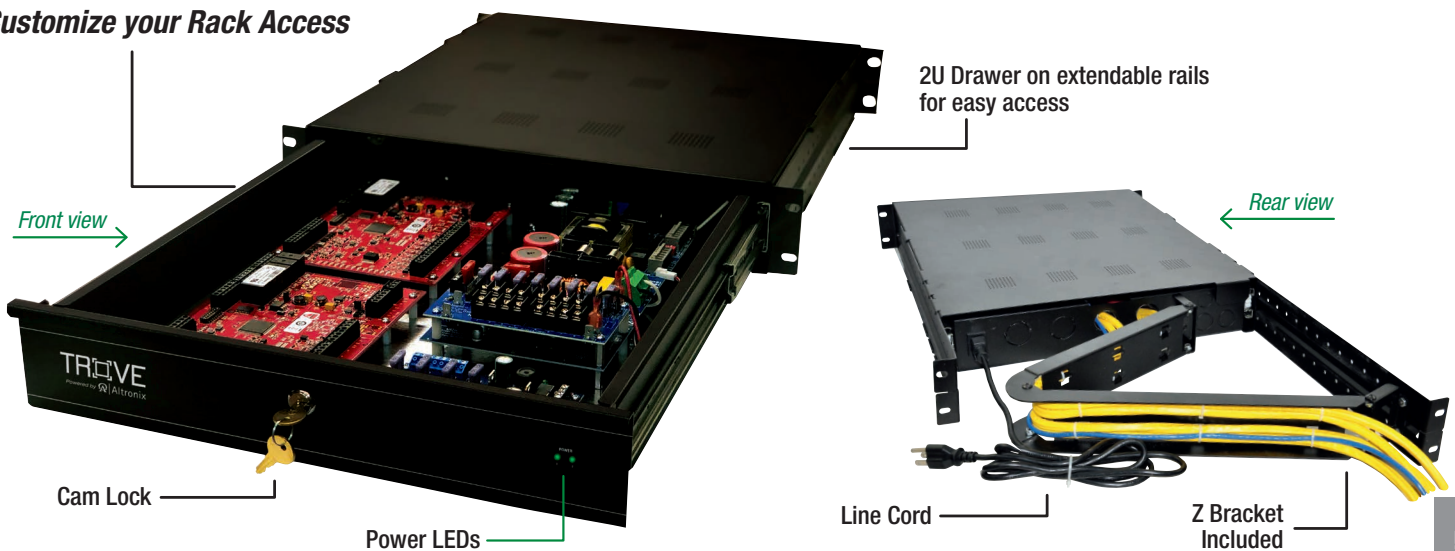
Rack Mount Access and Power Integration



Altronix Model	Description	System Capacity	Compatible Altronix power/accessories	Compatible Access Controller Models
<i>Trove Rack Series</i>				
TROVE1AL1R	2U Rack Enclosure + Backplane	16-Doors	eFlow4NB eFlow6NB eFlow102NB eFlow104NB ACM4(CB) ACM8(CB) ACMS8(CB) LINQ8ACM(CB) MOM5 LINQ8PD(CB) PD4UL(CB) PD8UL(CB) PDS8(CB) VR6	Designed for Altronix power/accessories only
TROVE1AG1R		8-Doors		AMAG Symmetry: M4000-DBB, M4000-DEC4, M4000-IOC20/16
TROVE1BL1R		N/A		Any Manufacturers Boards/Equipment <i>(blank backplane allows option to drill as needed)</i>
TROVE1HW1R		8-Doors		ProWatch & Win-Pak: PRO32IC, PRO32E1PS, PRO32R2, PRO32IN, PRO32OUT, PW6K2E2PS, PW6K1IC, PW6K1IN, PW6K1OUT, PW6K1R2, PW6K1ICE, PW6K1R1E
TROVE1M1R		4-Doors		*Mercury: EP(LP)1501, EP(LP)1502, EP(LP)4502, MR16IN(-S3), MR16OUT(-S3), MR50(-S3), MR51e/MR62e, MR52(-S3), (M5-)MUX8 LenelS2: LNL-1100(-S3), LNL1200(-S3), LNL-1300(-S3), LNL-1300e, LNL-1320(-S3), LNL-(X)2210, LNL-(X)2220, LNL-(X)4420, LNL-8000
TROVE1SH1R		16-Doors		Software House: iStar ACM SE, iStar Pro ACM, iStar Ultra ACM, i8, r8, i8 CSI
TROVE1V1R		12-Doors		**HID/VertX: V100, V200, V300, V1000 or V2000

**Boards not included*

Customize your Rack Access



* Also compatible with these Authentic Mercury Partners: AccessNsite, Avigilon, BadgePass, BluBox, Feenics, Genetec, Identicon, IMRON, Johnson Controls, Kastle, Keri Systems, LockState, Maxxess, Midpoint Security, NLSS, Open Options, Panasonic Video Insight, Quintrion, RS2, Schneider Electric, Vanderbilt

** Also compatible with these Authentic HID Partners: Avigilon, cbord, Genetec, IMRON, Open Options, PCSC





Altronix Kit Model	Description	System Capacity	Compatible Access Controller Models
<i>Trove Rack Series Pre-assembled Kits</i>			
AIMAG M4000 Kit			
T1RAGK1L	AL1024ULXB, ACMS8, VR6	8-Doors	AMAG Symmetry: M4000-DBB, M4000-DEC4, M4000-IOC20/16
T1RAGK1LD	AL1024ULXB, ACMS8CB, VR6		
Altronix Kit			
T1RAL38	AL600ULXB, ACMS8, VR6, PDS8	8-Doors	Designed for Altronix power/accessories only
T1RAL38D	AL600ULXB, ACMS8CB, VR6, PDS8CB		
T1RAL3316	2-AL600ULXB, 2-ACMS8	16-Doors	
T1RAL3316D	2-AL600ULXB, 2-ACMS8CB		
Honeywell Pro-Watch / WinPak Kit			
T1RHW34	AL600ULXB, ACM4, VR6, PDS8	4-Doors	ProWatch & Win-Pak: PRO32IC, PRO32E1PS, PRO32R2, PRO32IN, PRO32OUT, PW6K2E2PS, PW6K1IC, PW6K1IN, PW6K1OUT, PW6K1R2, PW6K1ICE, PW6K1R1E
T1RHW34D	AL600ULXB, ACM4CB, VR6, PDS8CB		
Mercury / LenelS2 Kit			
T1RM34	AL600ULXB, ACM4, VR6, PDS8	4-Doors	*Mercury: EP(LP)1501, EP(LP)1502, EP(LP)4502, MR16IN(-S3), MR16OUT(-S3), MR50(-S3), MR51e/MR62e, MR52(-S3), (M5-)MUX8 LenelS2: LNL-1100(-S3), LNL1200(-S3), LNL-1300(-S3), LNL-1300e, LNL-1320(-S3), LNL-(X)2210, LNL-(X)2220, LNL-(X)4420, LNL-8000
T1RM34D	AL600ULXB, ACM4CB, VR6, PDS8CB		
Software House Kit			
T1RSH38	AL600ULXB, ACMS8, VR6	8-Doors	Software House: iStar ACM SE, iStar Pro ACM, iStar Ultra ACM, i8, r8, i8 CSI
T1RSH3FD	AL600ULXB, ACMS8CB, VR6		
HID / VertX Kit			
T1RV34	AL600ULXB, ACM4, VR6, PDS8	4-Doors	**HID/VertX: Aero X100, X200, X300, X1100, V100, V200, V300, V1000 or V2000
T1RV34D	AL600ULXB, ACM4CB, VR6, PDS8CB		

RACK MOUNT



T1RM34
4-Door Rack Mount Access System with Power



Optional Accessory:


- RE2 - Rack Mount Battery Enclosure (2U)
Accommodates up to four (4) 12VDC/7AH batteries



Power Supply/Chargers for TROVE Series


Altronix Model	Total Output Power	Number of Outputs	Built-in Battery Charger	Input	Dimensions (L x W x H)
<i>ULXB Series Power Supply/Chargers</i>					
AL400ULXB2	12VDC @ 4A or 24VDC @ 3A	1	SLA	115VAC <i>(220VAC available)</i>	4.5" x 7.1" x 1.44"
AL600ULXB	12VDC or 24VDC @ 6A				4.5" x 7.1" x 2.6"
AL1012ULXB	12VDC @ 10A				4.5" x 7.5" x 2.25"
AL1024ULXB2	24VDC @ 10A				4.5" x 8.4" x 1.95"
<i>Tango PoE Driven Power Supply/Charger</i>					
Tango1B	12VDC up to 6.25A (75W) and 24VDC up to 3A (75W)	2	LiFePO4	90W 802.3bt PoE	7.625" x 4.125" x 1.25"

PoE Power Sourcing Equipment / Stackable Power Distribution Modules

Altronix Model	Description	
NetWaySP1BT	Single Port 802.3bt Converter/Injector - 48-56V input, 90W Output	 <p style="text-align: center;">NetWay1BT</p> <p style="text-align: center;">NetWay8BT</p>
NetWay1BT	Single Port 802.3bt Converter/Injector - 115/230VAC Input, 90W Output	
NetWay4BT	4-Port Managed 802.3bt Midspan Injector supplies 90W per port (360W total power)	
NetWay8BT	8-Port Managed 802.3bt Midspan Injector supplies 90W per port (480W total power)	

Power Distribution / Sub Assemblies for TROVE Series

Altronix Model	Description	Number of Outputs	Dimensions
ACM4 / ACM4CB	4-Output Access Power Controller	4	5.175" x 3.36" x 1.25"
ACM8 / ACM8CB	8-Output Access Power Controller	8	8" x 4.5" 1.25"
ACMS8 / ACMS8CB	Dual Input, 8-Output Access Power Controller	8	8" x 4.5" 1.25"
ACMS8K1 / ACMS8CBK1	Dual Input, 8-Output Access Power Controller and Voltage Regulator Kit	8	8" x 4.5" 2.125"
NETWAY5B	5-Port Switch Board Facilitates Network Drops	5	5.625" x 3.5" x 1"
PD4UL / PD4ULCB	4-Output Power Distribution Module	4	5.21" x 3.25" x 1"
PD8UL / PD8ULCB	8-Output Power Distribution Module	8	5.21" x 3.25" x 1"
PDS8 / PDS8CB	Dual Input, 8-Output Power Distribution Module	8	5.375" x 3" x 1"
PDS8K1 / PDS8CBK1	Dual Input, 8-Output Power Distribution Module and Voltage Regulator Kit	8	5.375" x 3" x 2"
PD16W / PD16WCB	16-Output Power Distribution Module	16	5.875" x 6" x 0.95"
MOM5	5-Output Power Distribution Module with Fire Alarm Interface	5	5.25" x 3.5" x 1"
LINQ8PD / LINQ8PDCB	8-Output Network Power Distribution Module - Control, Monitor and report Power/Diagnostics	8	8" x 4.5" x 1.25"
LINQ8ACM / LINQ8ACMCB	8-Output Network Power Access Power Controller - Control, Monitor and report Power/Diagnostics	8	8" x 4.5" 1.25"
LPD	Low Power Disconnect Module (12/24VDC input)	N/A	2" x 2.75" 1"
VR6	Stackable Voltage Regulator Converts a 24VDC input to 5VDC or 12VDC	1	5.375" x 3" x 1"



Stackable sub-assemblies save valuable enclosure space, allowing for more power distribution and access controllers.

Optional Accessories for TROVE Series

Altronix Model	Description
BL3	18" Battery Leads (black and red)
BL4	8" Battery Series Jumper (yellow)
BL6	68" Battery Leads (black and red)
BR1	Add-on mounting bracket. Mount additional Altronix sub-assemblies to the enclosure's side wall.
BT126	12VDC / 7AH Rechargeable Battery
BT1212	12VDC / 12AH Rechargeable Battery
BTL125	Rechargeable 12V Lithium Iron Phosphate (LiFePO4) Battery
CLK1	Thumb Lock. Fits Trove1, Trove2 and Trove3 enclosures.
GB1	Altronix Adapter Plate for Genetec Synergis Cloud Link (For Mercury and HID/Vertx)
MM4	Mounting Magnets. 26 lbs. holding force. Pack of 4.
MM8	Mounting Magnets. 26 lbs. holding force. Pack of 8.
MM12	Mounting Magnets. 26 lbs. holding force. Pack of 12.
MM24	Mounting Magnets. 26 lbs. holding force. Pack of 24.
PSC1	Power Supply Protective Cover (Includes standoffs)
RSB1	Rocker Switch with Bracket - Includes single Master Power ON/OFF Switches and Wires
RSB2	Rocker Switches with Bracket - Includes two (2) Master Power ON/OFF Switches and Wires
SPACER1	5/8" Nylon female/female spacers (standoffs) with 6/32 screws. Pack of 25.
SPACER3	5/8" Aluminum female/female spacers (standoffs) with 6/32 screws. Pack of 25.
SPACER4	5/8" Nylon male/female spacers (standoffs) with 6/32 screws. Pack of 25.
SPACER5	5/8" Nylon snap-on spacers (standoffs) with 6/32 screws. Pack of 32.
SPACER6	1" Aluminum female/female spacers (standoffs) with 6/32 screws. Pack of 4.
SPACER7	5/8" Aluminum male/female spacers (standoffs) with 6/32 screws. Pack of 25.
SPACER8	1" Nylon female/female spacers (standoffs) with 6/32 screws. Pack of 4.
SPACER9	5/8" Aluminum spacers (standoffs) with 4/40 screws. Pack of 8.
WM5	Magnetic cable tie mount. Accommodates standard zip ties. 16 lbs. holding force. Pack of 5.
WM10	Magnetic cable tie mount. Accommodates standard zip ties. 16 lbs. holding force. Pack of 10.
WM25	Magnetic cable tie mount. Accommodates standard zip ties. 16 lbs. holding force. Pack of 25.
WM100	Magnetic cable tie mount. Accommodates standard zip ties. 16 lbs. holding force. Pack of 100.




BTL125



CLK1



PSC1



RSB2



WM5

Rev. 0322

ER INTEGRATIO GRATION ACCE CESS & POWER



140 58th Street | Brooklyn, NY 11220 | 718.567.8181 | info@altronix.com